



2024-2025

# EARLY HEAD START

Child Care  
Partnership

## Annual Report



Lucas County  
Family and  
Children First  
Council



Great Lakes  
COMMUNITY ACTION  
PARTNERSHIP

# Our Mission

**We create partnerships and opportunities to help individuals, families and communities thrive.**



Lucas County  
Family and  
Children First  
Council



Great Lakes  
COMMUNITY ACTION  
PARTNERSHIP

**This report is prepared to comply with the Head Start Reauthorization Act of 2007,  
Administrative Requirements and Standards Sec. 644 [42 U.S.C 9839 (a)(2)]**

# Welcome

In partnership with delegate agency Lucas County Family Council (LCFC), GLCAP serves 320 infants and toddlers. These grants allow Early Head Start programs to partner with local childcare centers and family home providers serving infants and toddlers from low-income families to expand high-quality early learning opportunities. The partnerships support working families by providing a full-day, full-year program so that low-income children have the healthy and enriching early experiences they need to realize their full potential.

Early Head Start Child Care Partnership programs provide comprehensive services that benefit children, families, and teachers, including:

- Health, developmental and behavioral screenings
- Higher health, safety, and nutrition standards
- Increased professional development opportunities for teachers
- Increased parent engagement opportunities

GLCAP is funded to serve 320 Early Head Start children throughout the Northwest Ohio counties of Wood, Sandusky, Ottawa, Seneca and Lucas. GLCAP's contracted partner sites serve 248 children; delegate agency Lucas County Family Council (LCFC) serves 56 children; and GLCAP Stricker Family Development Center serves 16 children.



# GLCAP & LCFC

## Partner Locations

### 1. LUCAS COUNTY

#### Partner Locations

A Family Affair, Toledo  
A Rainbow's Treasure, Toledo  
All 4 Kids, Holland  
Blessed Kids, Toledo  
Catholic Club, Toledo, LCFC  
Educare— Cheyenne, Toledo  
Educare — Lagrange, Toledo  
Educare — Starr, Toledo, LCFC  
Educare — Sylvania, Toledo  
Funshine Home Daycare, Toledo  
Imaginative Beginnings, Maumee  
In Child We Trust, Toledo  
Jameya Coletrane, Toledo  
Karing4kids, Toledo

Learning Ladder, Toledo LCFC

Learn and Laugh, Toledo

Little Blessings, Toledo

Little Leaders, Toledo, LCFC

Little Tykes Daycare Corporation, Toledo

Magic Moments, Toledo

Quality Time Too, Toledo

Rhonda Thomas, Toledo

Suzette Mays, Toledo

Tiny Steps, Toledo

Toledo Day Nursery, Toledo, LCFC

### 2. OTTAWA COUNTY

#### Partner Locations

Rainbow Acres, Oak Harbor  
Rainbow Acres, Port Clinton

### 3. SANDUSKY COUNTY

#### Partner Locations

Angie's Angels, Fremont  
Candy Krause, Bellevue  
Downtown Daycare, Bellevue

### 4. SENECA COUNTY

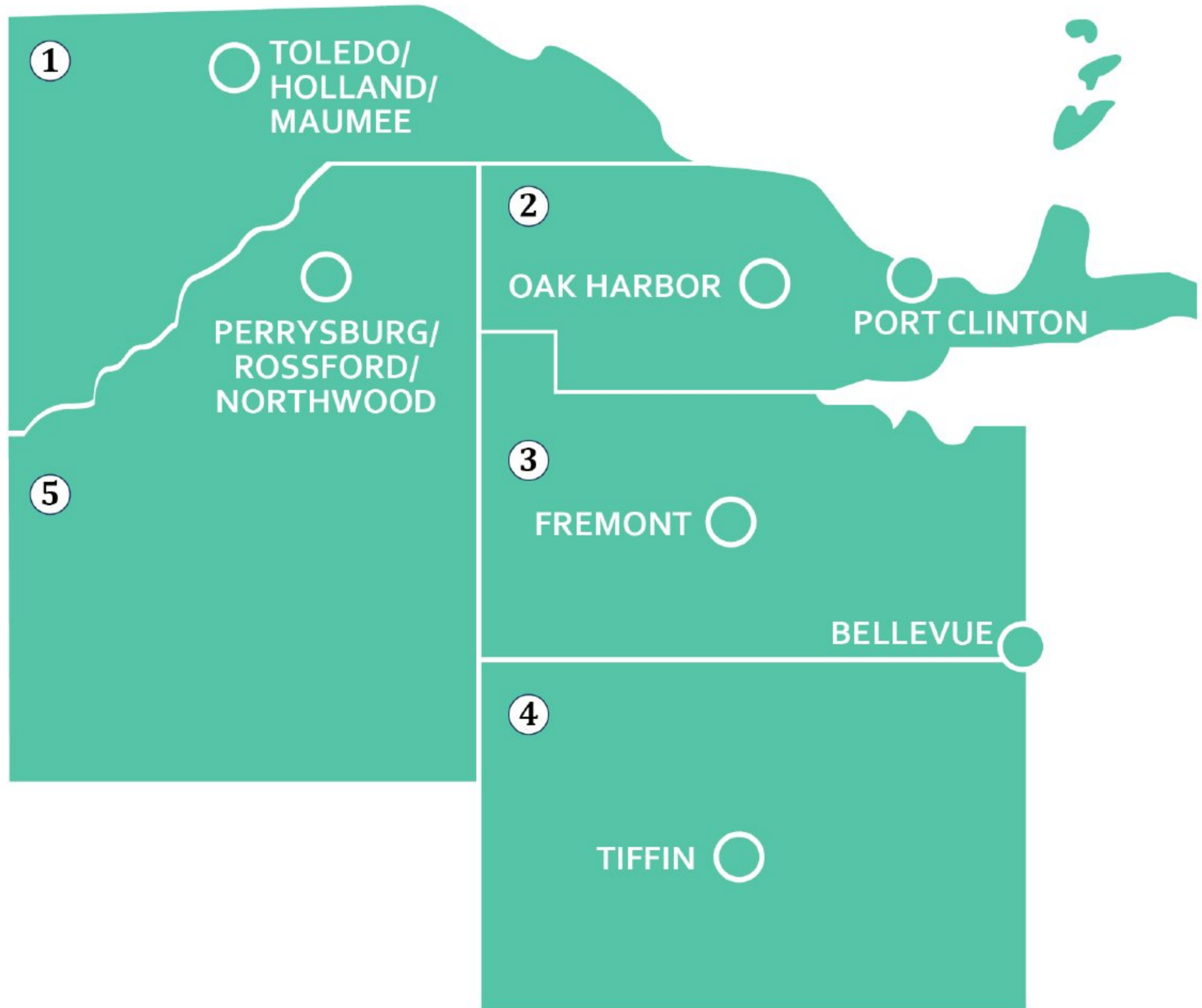
#### Partner Locations

Brickner Childcare, LLC, Tiffin

### 5. WOOD COUNTY

#### Partner Locations

Crystal Schmidt, Perrysburg  
Educare — Rossford  
Imaginative Beginnings, Northwood  
Grannie Thomas, Rossford



# Revenue

All figures from fiscal year Aug. 2024-July 2025

## EHS-CCP Revenue

Category	Budget	Revenue	Percent of Total
Federal Revenue - HHS	\$ 6,842,697	\$ 6,842,697	92.2%
TANF Funding	\$ 119,000	\$ 129,489	1.7%
Participant Fees and Co-Pays	\$ 10,800	\$ 9,406	0.1%
In-Kind Revenue**	\$ 386,792	\$ 443,099	6%
<b>Total Amount</b>	<b>\$ 7,359,289</b>	<b>\$ 7,424,691</b>	<b>100%</b>

\*\*Non-federal share waiver submitted to OHS

## EHS-CCP Delegate


Category	Program	Program	Percent of Total
Federal Revenue - HHS	\$ 1,203,373	\$ 1,203,373	91.4%
In-Kind Revenue *	\$ 69,953	\$ 113,496	8.6%
<b>Total Amount</b>	<b>\$ 1,273,326</b>	<b>\$ 1,316,869</b>	<b>100%</b>

\*Non-federal share waiver submitted to OHS



## EHS CCP Funds Received

● FEDERAL HHS	92.2%
● FEDERAL TANF	1.7%
● IN-KIND REVENUE	6%
● PARTICIPANT FEES/CO-PAYS	0.1%



## EHS CCP Delegate Funds Received

● FEDERAL HHS	91.4%
● IN-KIND REVENUE	8.6%

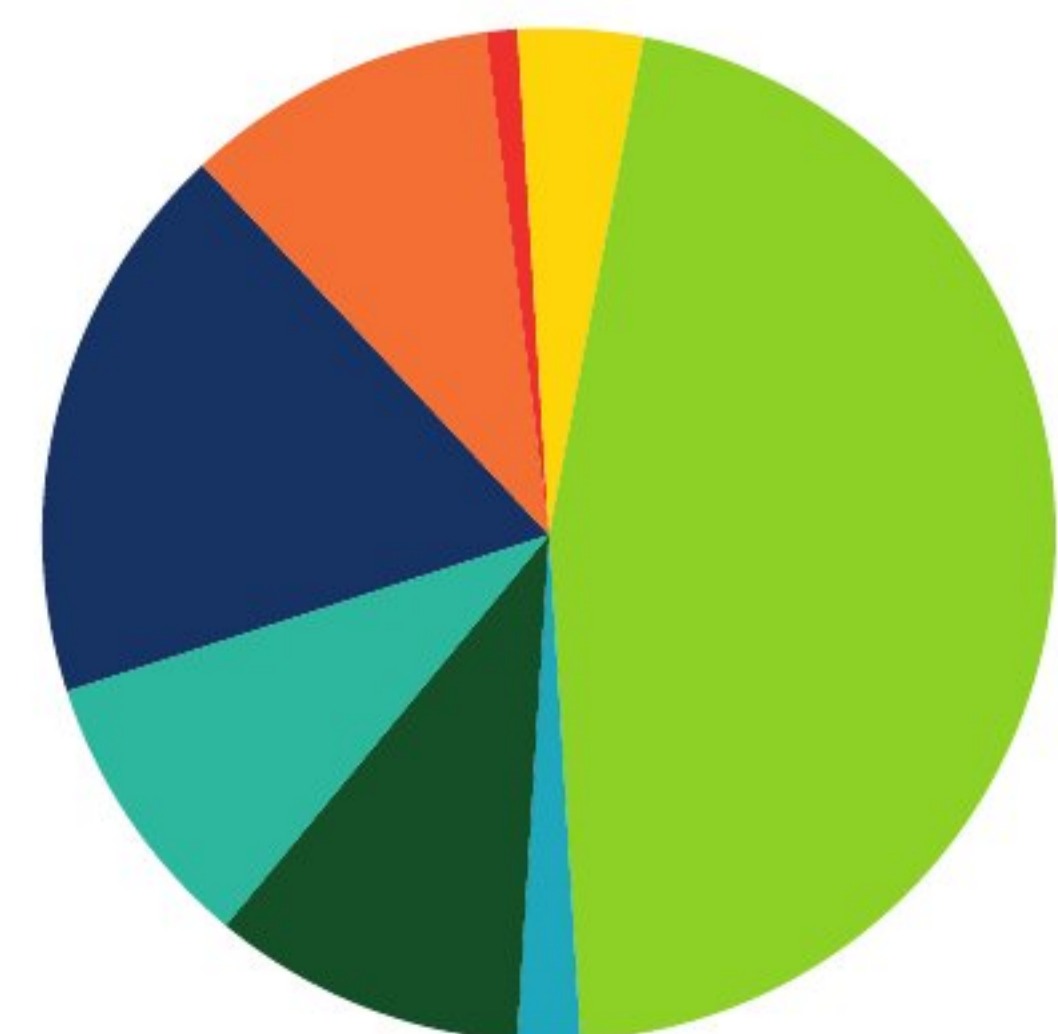
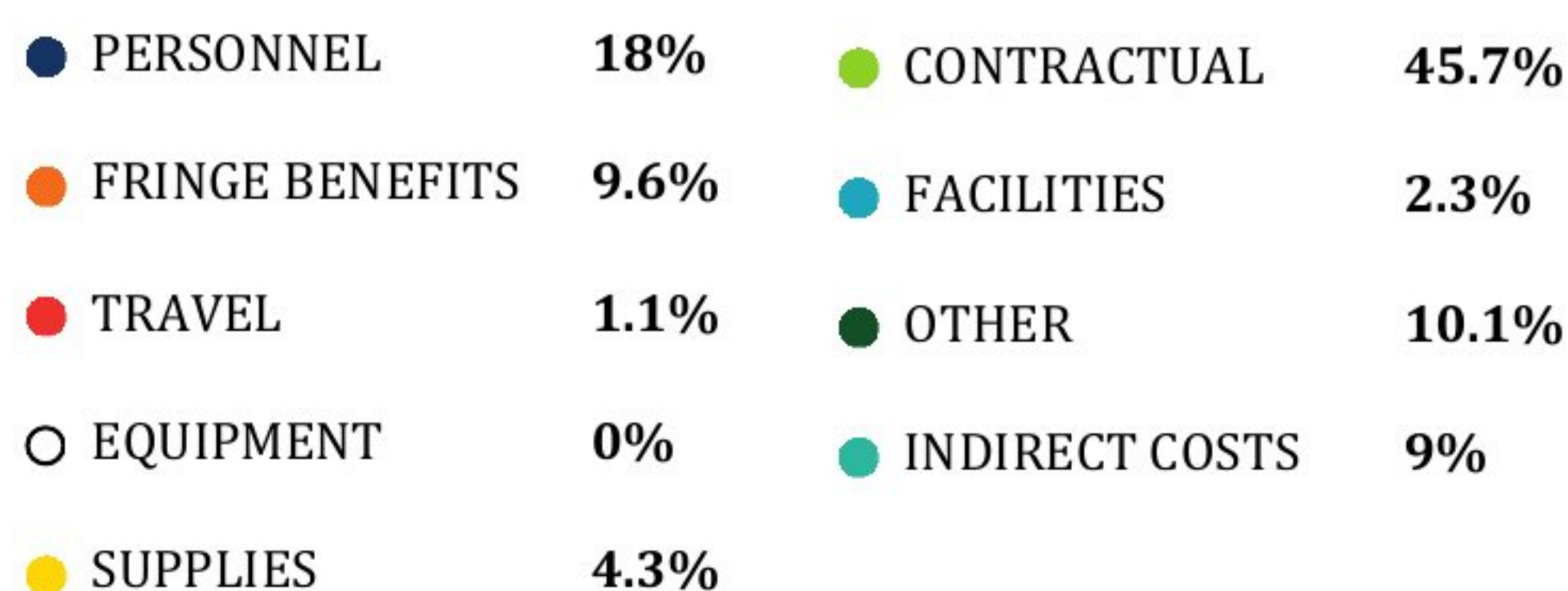
# Expenditures

All figures from fiscal year Aug. 2024-July 2025

## EHS-CCP

Category	Budget All Funds	Expenditures Ops	T&TA	In-Kind	Total	Percent of Total
Personnel	\$ 1,310,955	\$ 1,111,393	\$ 10,203	\$ -	\$ 1,121,596	18%
Fringe Benefits	\$ 724,685	\$ 595,146	\$ 5,210	\$ -	\$ 600,356	9.6%
Travel	\$ 50,391	\$ 42,936	\$ 24,440	\$ -	\$ 67,376	1.1%
Equipment	\$ -	\$ 63	\$ -	\$ -	\$ 63	0%
Supplies	\$ 19,723	\$ 265,268	\$ 787	\$ 622	\$ 266,677	4.3%
Contractual	\$ 2,799,743	\$ 2,851,930	\$ -	\$ -	\$ 2,851,930	45.7%
Facilities	\$ 137,984	\$ 141,755	\$ -	\$ -	\$ 141,755	2.3%
Other	\$ 575,429	\$ 132,563	\$ 57,588	\$ 442,477	\$ 632,628	10.1%
<b>Direct Costs*</b>	<b>\$ 5,618,910</b>	<b>\$ 5,141,054</b>	<b>\$ 98,228</b>	<b>\$ 443,099</b>	<b>\$ 5,682,381</b>	<b>91%</b>
Indirect Costs	\$ 562,549	\$ 554,909	\$ 9,823	\$ -	\$ 564,732	9%
<b>Total Amount</b>	<b>\$ 6,181,459</b>	<b>\$ 5,695,963</b>	<b>\$ 108,051</b>	<b>\$ 443,099</b>	<b>\$ 6,247,113</b>	<b>100%</b>

## EHS-CCP Expenditures



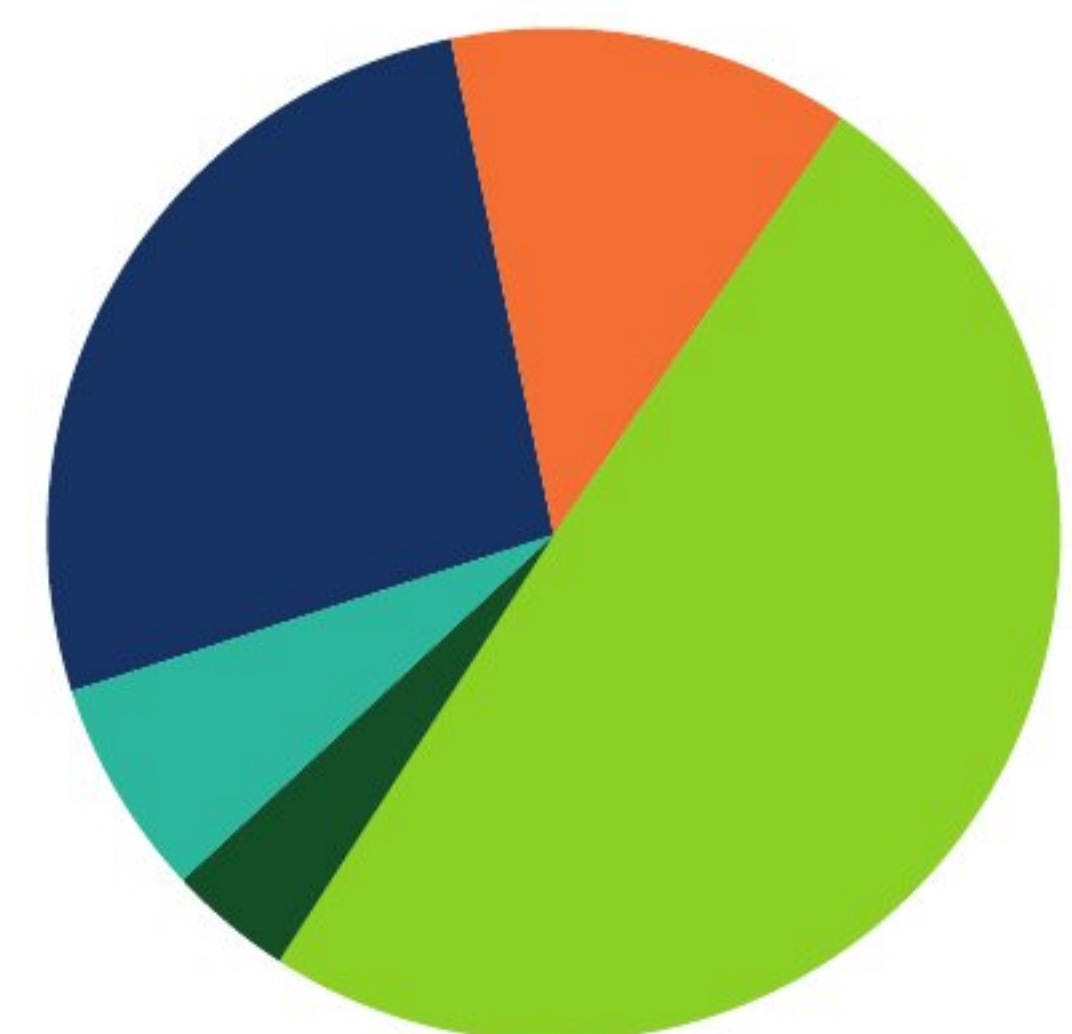


## EHS-CCP Delegate

Category	Budget All Funds	Expenditures Ops	T&TA	Total	Percent of Total
Personnel	\$ 310,719	\$ 320,868	\$ -	\$ 320,868	26.7%
Fringe Benefits	\$ 147,607	\$ 150,288	\$ -	\$ 150,288	12.5%
Travel	\$ -	\$ -	\$ -	\$ -	0%
Equipment	\$ -	\$ -	\$ -	\$ -	0%
Supplies	\$ 3,720	\$ 3,694	\$ -	\$ 3,694	0.3%
Contractual	\$ 577,051	\$ 572,277	\$ 25,743	\$ 598,020	49.7%
Facilities	\$ -	\$ -	\$ -	\$ -	0%
Other	\$ 113,511	\$ 41,693	\$ -	\$ 41,693	3.5%
Direct Costs *	\$ 1,152,608	\$ 1,088,820	\$ 25,743	\$ 1,114,563	92.6%
Indirect Costs	\$ 94,975	\$ 88,810	\$ -	\$ 88,810	7.4%
<b>Total Amount</b>	<b>\$ 1,247,583</b>	<b>\$ 1,177,630</b>	<b>\$ 25,743</b>	<b>\$ 1,203,373</b>	<b>100%</b>

## EHS-CCP Delegate Expenditures

● PERSONNEL	26.7%	● CONTRACTUAL	49.7%
● FRINGE BENEFITS	12.5%	○ FACILITIES	0%
○ TRAVEL	0%	● OTHER	3.5%
○ EQUIPMENT	0%	● INDIRECT COSTS	7.4%
● SUPPLIES	0.3%		



# Family Services

## **Overview**

In school year 2024-2025, GLCAP Early Head Start Child Care Partnership program sites provided services to 417 children and 361 families. Lucas County Family Council (LCFC) sites provided services to 117 children and 101 families. The average monthly enrollment was 264 children for GLCAP sites and 56 children for LCFC sites. Children served were income eligible (including children below 100% of the poverty line, on public assistance, in foster care, and experiencing homelessness), while others qualified as over-income.

## **Medical and Dental Services**

Good health and nutrition are essential for learning. The Early Head Start Child Care Partnership program ensures that all children enrolled have timely physical and dental exams and basic health screenings, including hearing, vision, and nutrition, and follow-up referrals to medical and outside providers.

## **Family Engagement**


From the first meeting with the family, parents are offered the opportunity to be involved with the program. Parents can attend a Parent Café at the center, serve on Policy Council, and join the Health Advisory Committee. Parents are always welcome to participate in the classroom by helping with or leading activities or projects, planning classroom activities with the teaching staff, and introducing or sharing their culture with the class. There are several ways parents can help the teaching staff: sharing opinions, ideas and thoughts, working on projects at home, communicating with the staff, helping other parents feel welcome, and reinforcing learning at home.

As the child's first and most important teacher, parents have an important role in the program. We reach out to parents for whom English is a second language to help them feel included in activities and meetings by providing interpreters and culturally sensitive activities. Parent Café events allow family members to feel they are a part of the center as they learn valuable parenting tools and leadership skills. Through the Teaching Strategies Gold Parent Central online assessment tool, parents can view their child's progress and share ideas with their child's teacher.

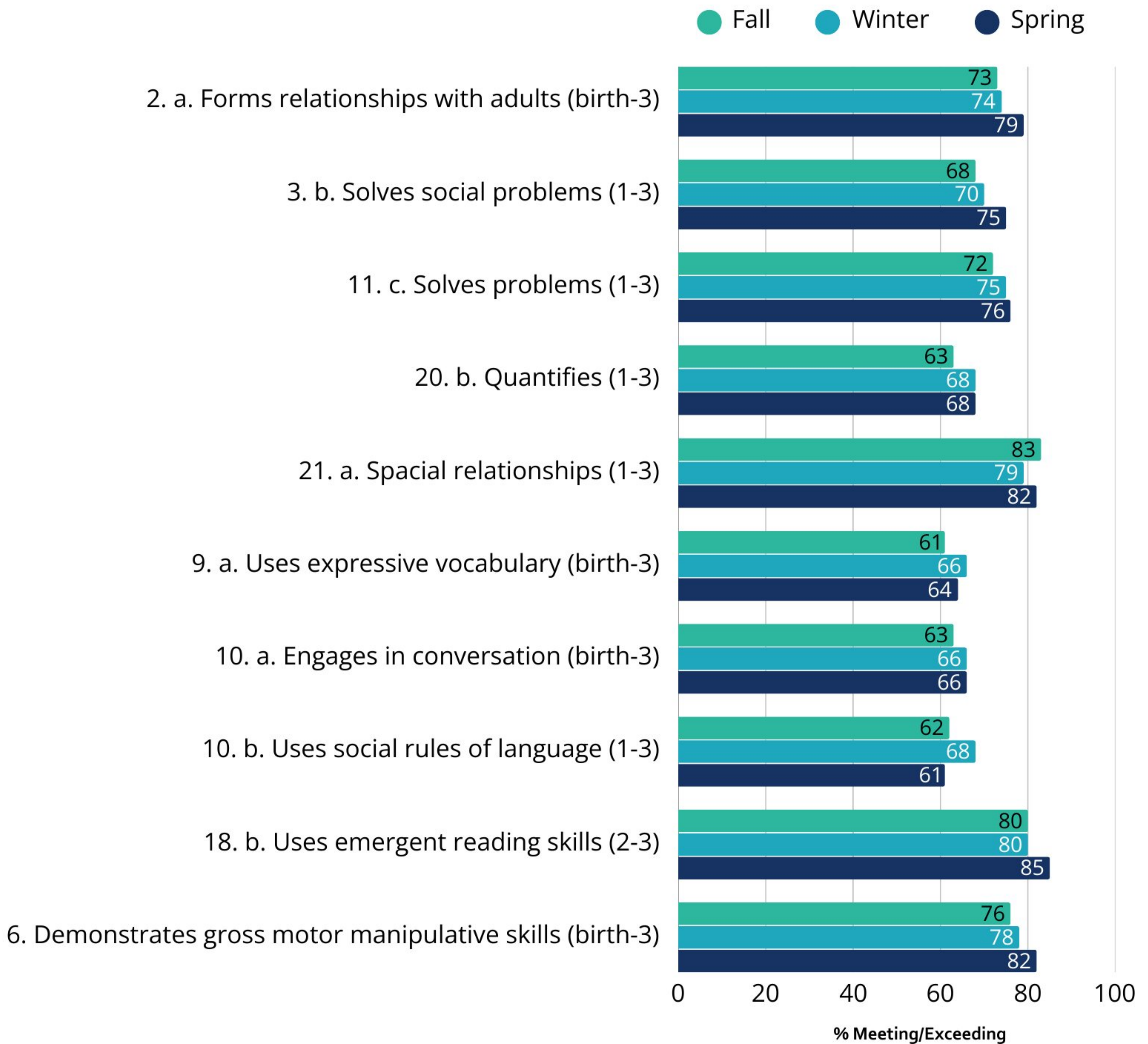


Category	GLCAP Sites	LCFC Sites	Total
<b>Eligible Children Served</b>			
Funded Enrollment	264	56	320
Children Served	417	117	534
<b>Families Served</b>			
Families Served	361	101	462
<b>Average Monthly Enrollment</b>			
Actual Enrollment	264	56	320
Funded Enrollment	264	56	320
<b>Average Enrollment</b>	<b>100%</b>	<b>100%</b>	<b>100%</b>
<b>Medical Services</b>			
Completed Health Exams and Screenings	268	68	336
<b>Percentage of Enrolled Children*</b>	<b>69.61%</b>	<b>70.1%</b>	<b>69.71%</b>
Completed Dental Exams	123	48	171
<b>Percentage of Enrolled Children*</b>	<b>31.95%</b>	<b>49.48%</b>	<b>35.48%</b>

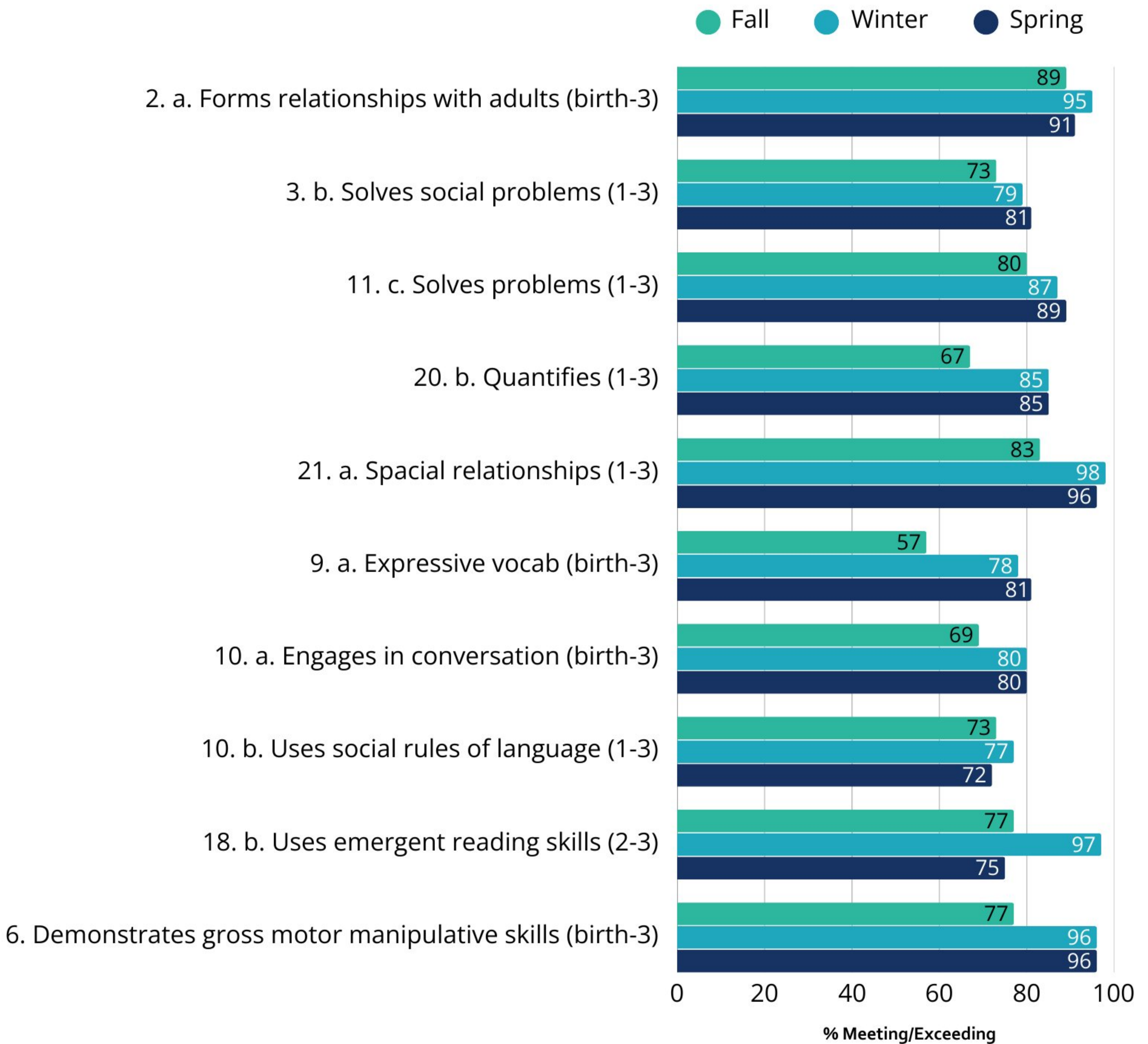
*\*20 LCFC students and 32 GLCAP students enrolled less than 45 days. Those are removed from the cumulative number when calculating health outcomes.*



# Preparing for Kindergarten



Children were assessed using the ongoing assessment tool Teaching Strategies GOLD. Teachers observe children frequently throughout the year as they participate in everyday experiences. A minimum of three times a year, teachers evaluate each child’s individualized developmental progress through their documentation, including but not limited to observation notes, work samples, pictures, videos, and checklists. The following charts demonstrate the percentage of children served at GLCAP during the 2023-2024 program year that were meeting or exceeding widely held developmental expectations



## GLCAP EHS-CCPLCFC School Readiness Outcomes 24-25

# Quality Assurance

Monitoring the goals and activities of the Early Childhood Program is an ongoing process. Through the use of regular self-assessments, the Office of Head Start Monitoring system, annual fiscal audit, United States Department of Agriculture Child and Adult Care Food Program monitoring visits, and participation in Ohio's Step Up to Quality program, and National Accreditation for Education of Young Children, the GLCAP Early Childhood program is able to maintain a high quality program and participate in continuous improvement.

## **Office of Head Start Review**

The Office of Head Start conducted a Focus II review from June 3, 2024, to June 7, 2024. The program performance summary report dated June 12, 2024, identified GLCAP was in full compliance with all performance measures.

## **Independent Audit**

An annual independent audit is conducted in compliance with the requirements described in the Code of Federal Regulations, Title 45, Part 75.501. The most recent audit found that GLCAP's consolidated financial statements presented fairly, in all material respects, the financial position, changes in net assets, and cash flows for the year ending September 30, 2024. A copy of the independent audit is available upon request and is available on the GLCAP website.

## **SUTQ**

Step Up To Quality (SUTQ) is a voluntary quality rating system for early care and education programs. Programs can earn a one through five star rating by meeting the quality benchmarks for the State of Ohio. SUTQ means fewer children per classroom; quality teacher training and preparation; more comprehensive early education experience for children; and a focus on continuous improvement. GLCAP is committed to ensuring our young children and families have access to quality care and education. GLCAP Stricker Family Development Center is a five-star rated site, the highest star through Ohio's SUTQ rating system. All GLCAP partner sites participate in the SUTQ rating system.







Great Lakes  
COMMUNITY ACTION  
P A R T N E R S H I P