



2024-2025

Northwest Ohio

EARLY HEAD START

Child Care
Partnership

Annual Report



Great Lakes
COMMUNITY ACTION
PARTNERSHIP

Our Mission

We create partnerships and opportunities to help individuals, families and communities thrive.



**This report is prepared to comply with the Head Start Reauthorization Act of 2007,
Administrative Requirements and Standards Sec. 644 [42 U.S.C 9839 (a)(2)]**

Welcome

In partnership with delegate agency Hancock, Hardin, Wyandot, Putnam Community Action Commission (HHWP CAC), GLCAP serves 103 infants and toddlers. These grants allow Early Head Start programs to partner with local childcare centers and family home providers serving infants and toddlers from low-income families to expand high-quality early learning opportunities. The partnerships support working families by providing a full-day, full-year program so that low-income children have the healthy and enriching early experiences they need to realize their full potential.

Early Head Start Child Care Partnership programs provide comprehensive services that benefit children, families, and teachers, including:

- Health, developmental and behavioral screenings
- Higher health, safety, and nutrition standards
- Increased professional development opportunities for teachers
- Increased parent engagement opportunities

GLCAP is funded to serve 55 Early Head Start children throughout the Northwest Ohio counties of Hancock, Lucas, Sandusky*, Seneca*, and Wood counties. Delegate agency HHWP serves 48 children; 32 in a direct-operated center and 16 in a contracted child care setting.

*No students yet enrolled in these counties



GLCAP & HHWP Partner Locations



1. HANCOCK COUNTY

Partner Locations

Around the Clock - HHWP

2. LUCAS COUNTY

Partner Locations

Joyful Journeys

Karing Hanz Daycare, LLC

Karing4Kids Cre8tive Mindz

Kids and Company

Learning Den

Learning Ladders

Little Successors


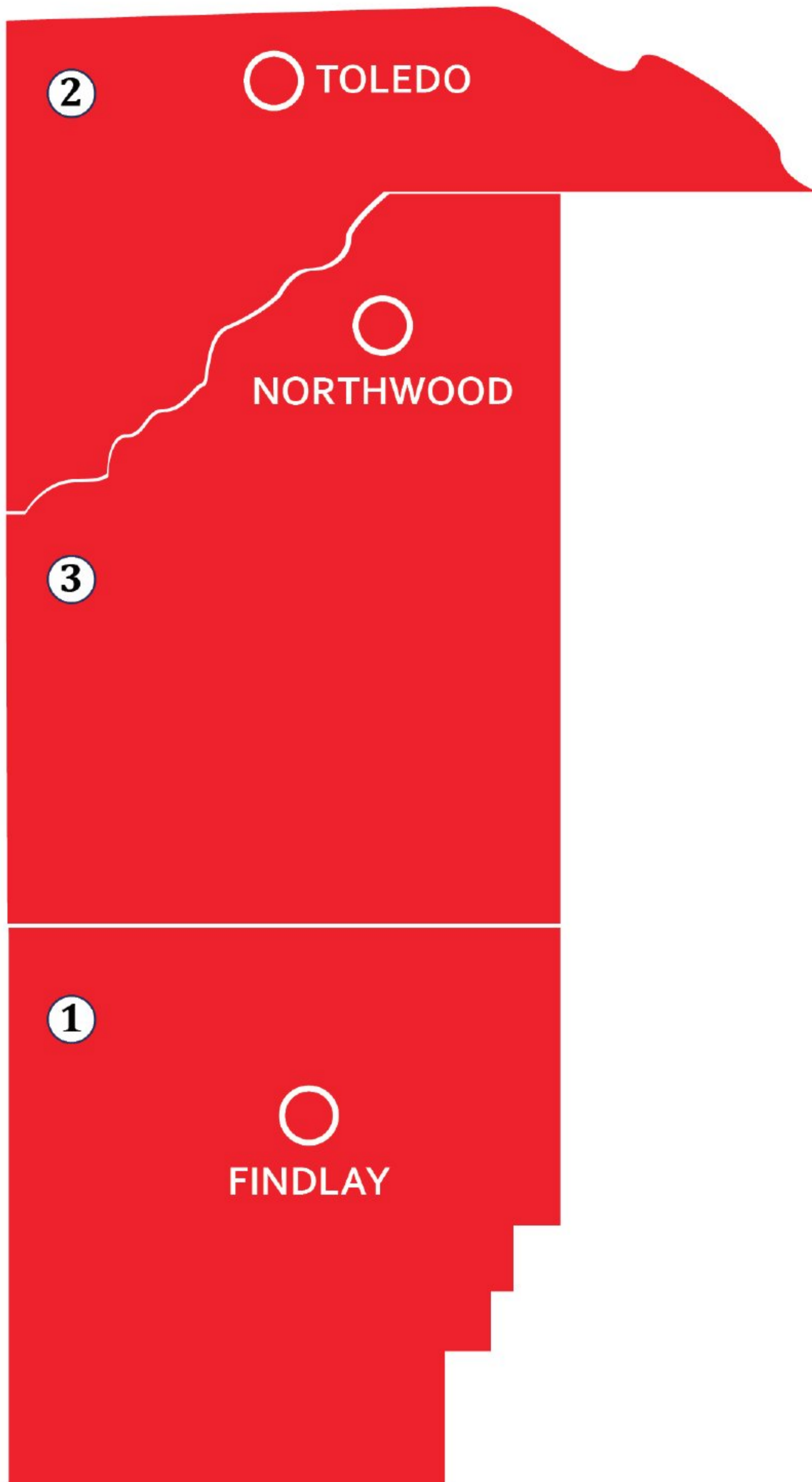
Lots of Love

The Village Clubhouse

3. WOOD COUNTY

Partner Locations

Imaginative Beginnings Northwood



Revenue

All figures from fiscal year Sept. 2024-July 2025

Northwest Ohio EHS-CCP Expansion

Category	Budget	Revenue	Percent of Total
Federal Revenue - HHS	\$ 3,189,427	\$ 1,931,208	84.2%
Federal Revenue - HHS Start Up	\$ 900,923	\$ 361,498	15.8%
In-Kind Revenue*	\$ 378,796	\$ -	0%
Start Up In-Kind Revenue*	\$ 69,435	\$ 22,077	1%
Total Amount	\$ 4,469,146	\$ 2,292,706	100%

*Non-federal share waiver submitted to OHS

EHS-CCP Delegate HHWP

Category	Budget	Revenue	Percent of Total
Federal Revenue - HHS	\$ 1,674,244	\$ 457,606	84.2%
Federal Revenue - HHS Start Up	\$ 623,182	\$ 85,650	15.8%
In-Kind Revenue *	\$ 418,561	\$ -	0%
Start Up In-Kind Revenue*	\$ 155,796	\$ -	0%
Total Amount	\$ 2,715,987	\$ 543,256	100%

*Non-federal share waiver submitted to OHS



Northwest Ohio EHS-CCP Expansion

- FEDERAL HHS **84.2%**
- FEDERAL HHS START UP **15.8%**
- START UP IN-KIND REVENUE **1%**



EHS-CCP Delegate HHWP

- FEDERAL HHS **84.2%**
- FEDERAL HHS START UP **15.8%**

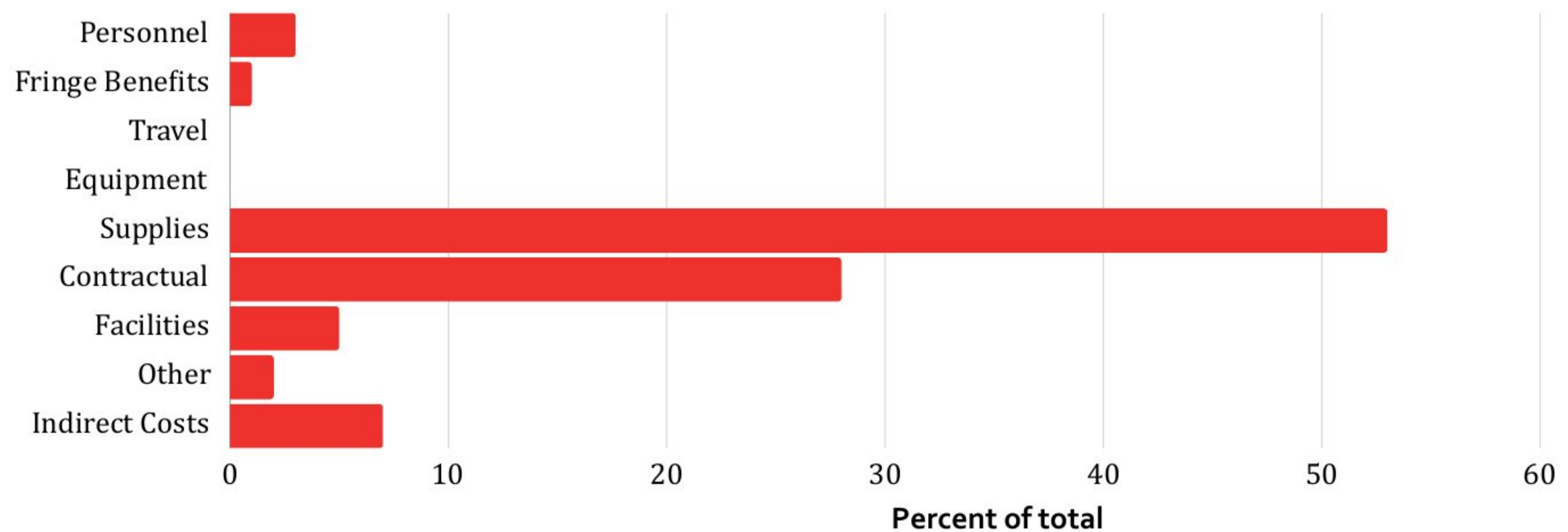
Expenditures

All figures from fiscal year Sept. 2024-July 2025

NWO EHS-CCP GLCAP Expansion Start-Up

Category	Budget	Expenditures			
	All Funds	Operations	In-Kind	Total	Percent of Total
Personnel	\$ 17,816	\$ 11,711	\$ -	\$ 11,711	3.1%
Fringe Benefits	\$ 13,490	\$ 4,799	\$ -	\$ 4,799	1.3%
Travel	\$ -	\$ 414	\$ -	\$ 414	.1%
Equipment	\$ -	\$ -	\$ -	\$ -	0%
Supplies	\$ 205,105	\$ 188,770	\$ 15,846	\$ 204,616	53.3%
Contractual	\$ 632,632	\$ 105,875	\$ -	\$ 105,875	27.6%
Facilities	\$ -	\$ 20,965	\$ -	\$ 20,965	5.5%
Other	\$ 67,480	\$ 1,947	\$ 6,231	\$ 8,178	2.1%
Direct Costs*	\$ 936,523	\$ 334,481	\$ 22,077	\$ 356,558	93%
Indirect Costs	\$ 33,835	\$ 27,017	\$ -	\$ 27,017	7%
Total Amount	\$ 970,358	\$ 361,498	\$ 22,077	\$ 383,575	100%

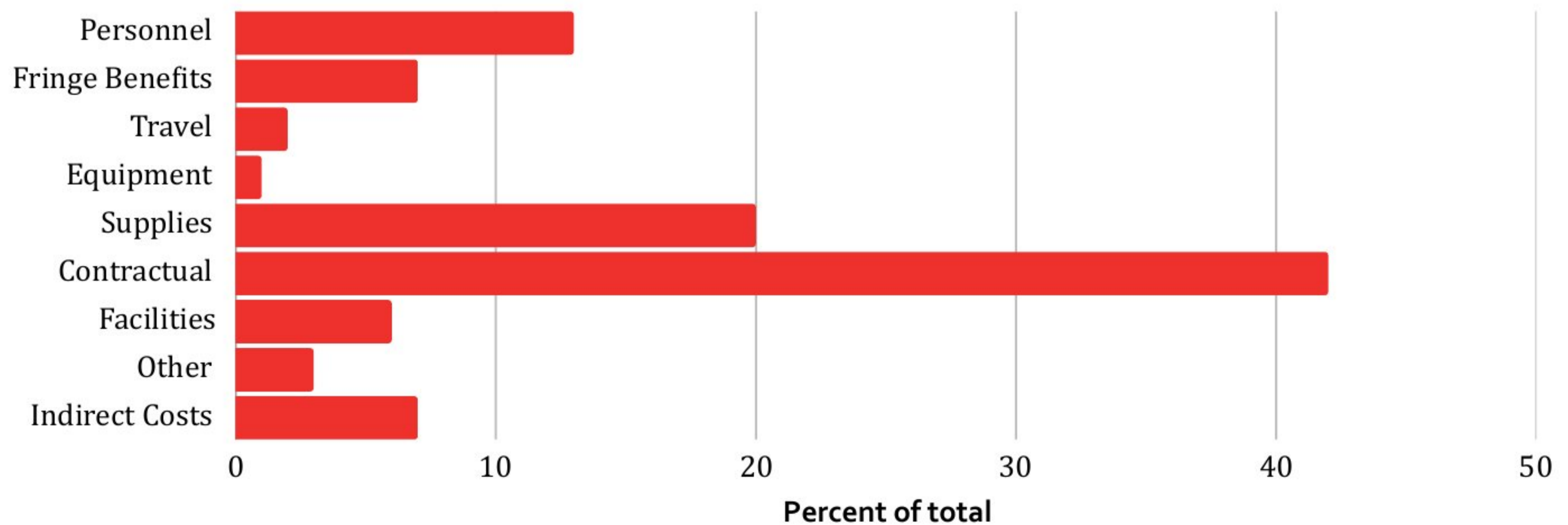
*Non-federal share waiver submitted to OHS



NWO EHS-CCP GLCAP Expansion

	Budget	Expenditures				
Category	All Funds	Operations	T&TA	In-Kind	Total	Percentage
Personnel	\$ 260,575	\$ 254,731	\$ -	\$ -	\$ 254,731	13.2%
Fringe Benefits	\$ 175,408	\$ 129,383	\$ -	\$ -	\$ 129,383	6.7%
Travel	\$ 31,384	\$ 21,645	\$ 11,418	\$ -	\$ 33,063	1.7%
Equipment	\$ -	\$ 19,182	\$ -	\$ -	\$ 19,182	1%
Supplies	\$ 232,853	\$ 380,179	\$ 323	\$ -	\$ 380,502	19.7%
Contractual	\$ 2,308,744	\$ 780,805	\$ 32,032	\$ -	\$ 812,837	42.1%
Facilities	\$ 26,750	\$ 113,025	\$ -	\$ -	\$ 113,025	5.9%
Other	\$ 771,290	\$ 31,281	\$ 22,636	\$ -	\$ 53,917	2.8%
Direct Costs*	\$ 3,807,004	\$ 1,730,231	\$ 66,409	\$ -	\$ 1,796,640	93%
Indirect Costs	\$ 140,015	\$ 131,132	\$ 3,436	\$ -	\$ 134,568	7%
Total Amount	\$ 3,947,019	\$ 1,861,363	\$ 69,845	\$ -	\$ 1,931,208	100%

*Non-federal share waiver submitted to OHS



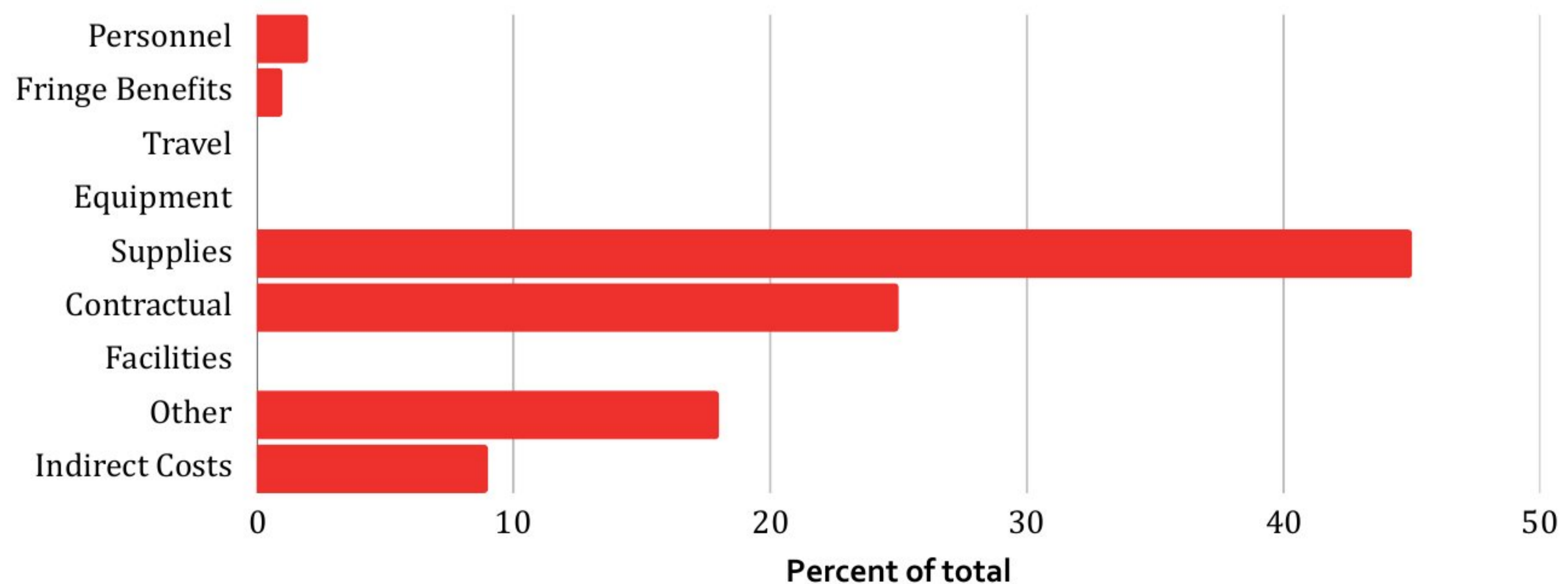
Expenditures

All figures from fiscal year Sept. 2024-July 2025

HHWP NWO EHS-CCP Expansion Delegate Start-Up

Category	Budget	Expenditures	
	All Funds	Operating	Percentage
Personnel	\$ 132,965	\$ 1,751	2%
Fringe Benefits	\$ 65,261	\$ 967	1.1%
Travel	\$ -	\$ -	0%
Equipment	\$ -	\$ -	0%
Supplies	\$ 217,394	\$ 38,517	45%
Contractual	\$ -	\$ 21,121	24.7%
Facilities	\$ -	\$ -	0%
Other	\$ 165,000	\$ 15,368	17.9%
Direct Costs*	\$ 580,620	\$ 77,724	90.7%
Indirect Costs	\$ 42,562	\$ 7,926	9.3%
Total Amount	\$ 623,182	\$ 85,650*	100%

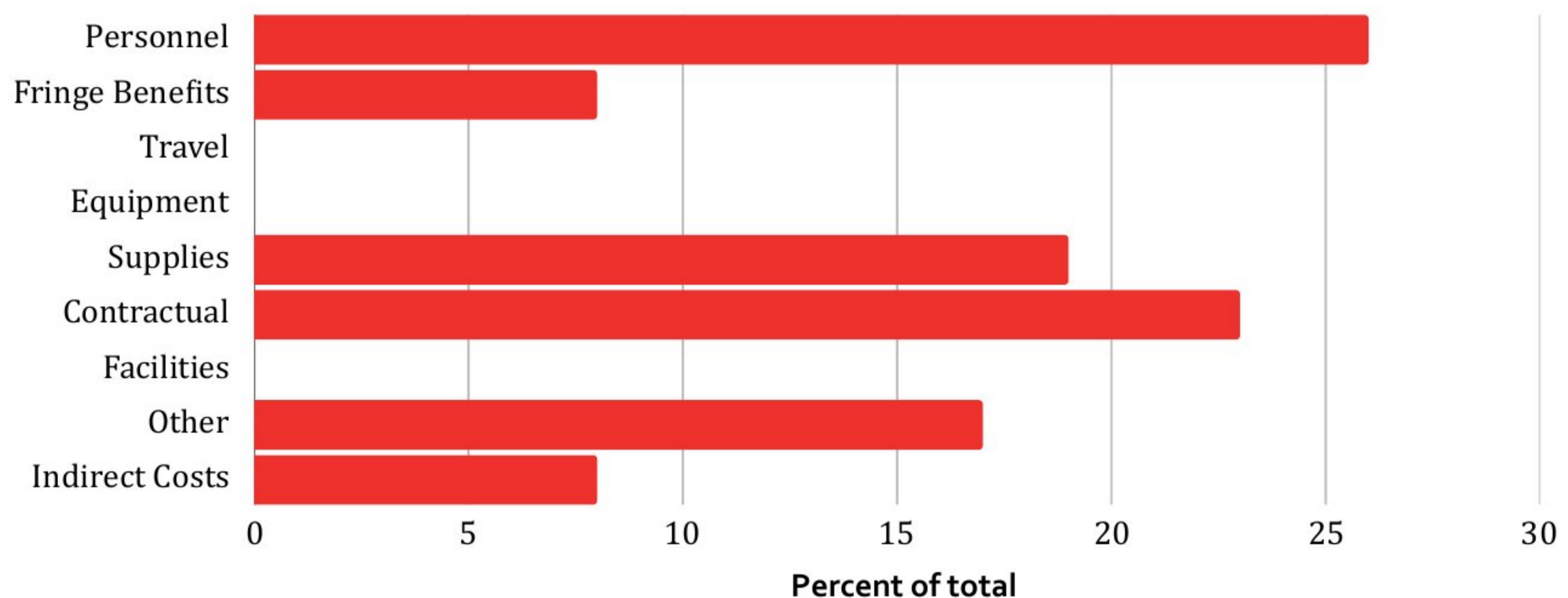
*A carryover request submitted for a percentage of unspent funds is pending approval



HHWP NWO EHSCCP Expansion Delegate

Category	Budget	Expenditures			Percent of Total
	All Funds	Basic	T&TA	Total	
Personnel	\$ 736,018	\$ 117,883	\$ -	\$ 117,883	25.8%
Fringe Benefits	\$ 360,413	\$ 35,535	\$ -	\$ 35,535	7.8%
Travel	\$ -	\$ -	\$ -	\$ -	0%
Equipment	\$ -	\$ -	\$ -	\$ -	0%
Supplies	\$ 28,132	\$ 87,209	\$ -	\$ 87,209	19.1%
Contractual	\$ 299,419	\$ 72,386	\$ 32,032	\$ 104,418	22.8%
Facilities	\$ -	\$ -	\$ -	\$ -	0%
Other	\$ 107,621	\$ 76,944	\$ -	\$ 76,944	16.8%
Direct Costs *	\$ 1,531,603	\$ 389,957	\$ 32,032	\$ 421,989	92.2%
Indirect Costs	\$ 142,641	\$ 35,617	\$ -	\$ 35,617	7.8%
Total Amount	\$ 1,674,244	\$ 425,574*	\$ 32,032	\$ 457,606	100%

*A carryover request submitted for a percentage of unspent funds is pending approval



Family Services

Overview

In school year 2024-2025, GLCAP Early Head Start Child Care Partnership program sites provided services to 67 children and 63 families. HHWP sites provided services to 19 children and 15 families. HHWP began contracts with Around the Clock in April and has maintained full enrollment for those classrooms. After a 4 month start-up phase, GLCAP quickly became fully enrolled and remained within 97% enrollment. The 4 HHWP expansion classrooms planned to serve 32 children were still under renovation. Children served were income eligible (including children below 100% of the poverty line, on public assistance, in foster care, and experiencing homelessness), while others qualified as over-income.

Medical and Dental Services

Good health and nutrition are essential for learning. The Early Head Start Child Care Partnership program ensures that all children enrolled have timely physical and dental exams and basic health screenings, including hearing, vision, and nutrition, and follow-up referrals to medical and outside providers.

Family Engagement

From the first meeting with the family, parents are offered the opportunity to be involved with the program. Parents can attend a Parent Café at the center, serve on Policy Council, and join the Health Advisory Committee. Parents are always welcome to participate in the classroom by helping with or leading activities or projects, planning classroom activities with the teaching staff, and introducing or sharing their culture with the class. There are several ways parents can help the teaching staff: sharing opinions, ideas and thoughts, working on projects at home, communicating with the staff, helping other parents feel welcome, and reinforcing learning at home.

As the child's first and most important teacher, parents have an important role in the program. We reach out to parents for whom English is a second language to help them feel included in activities and meetings by providing interpreters and culturally sensitive activities. Parent Café events both home-based and center-based allow family members to feel they are a part of the center as we learn valuable parenting tools and leadership skills. Through the Teaching Strategies Gold Parent Central online assessment tool, parents can view their child's progress and share ideas with their child's teacher.



Category	GLCAP Sites	HHWP Sites	Total
Eligible Children Served			
Funded Enrollment	55	48	103
Children Served	67	19	86
Families Served			
Families Served	63	15	78
Average Monthly Enrollment			
Actual Enrollment*	49	16	65
Funded Enrollment	55	48	103
Average Enrollment	89.1%	33.33%	63.11%

**Actual enrollment figures are based on average enrollment from program start through the end of the term (GLCAP: 7 months; HHWP: 4 months).*

Medical/Dental Services			
Completed Health Exams & Screenings	33	11	44
Percentage of Enrolled Children*	51.56%	57.89%	58.67%
Completed Dental Exams	14	4	18
Percentage of Enrolled Children*	21.88%	21.05%	21.69%

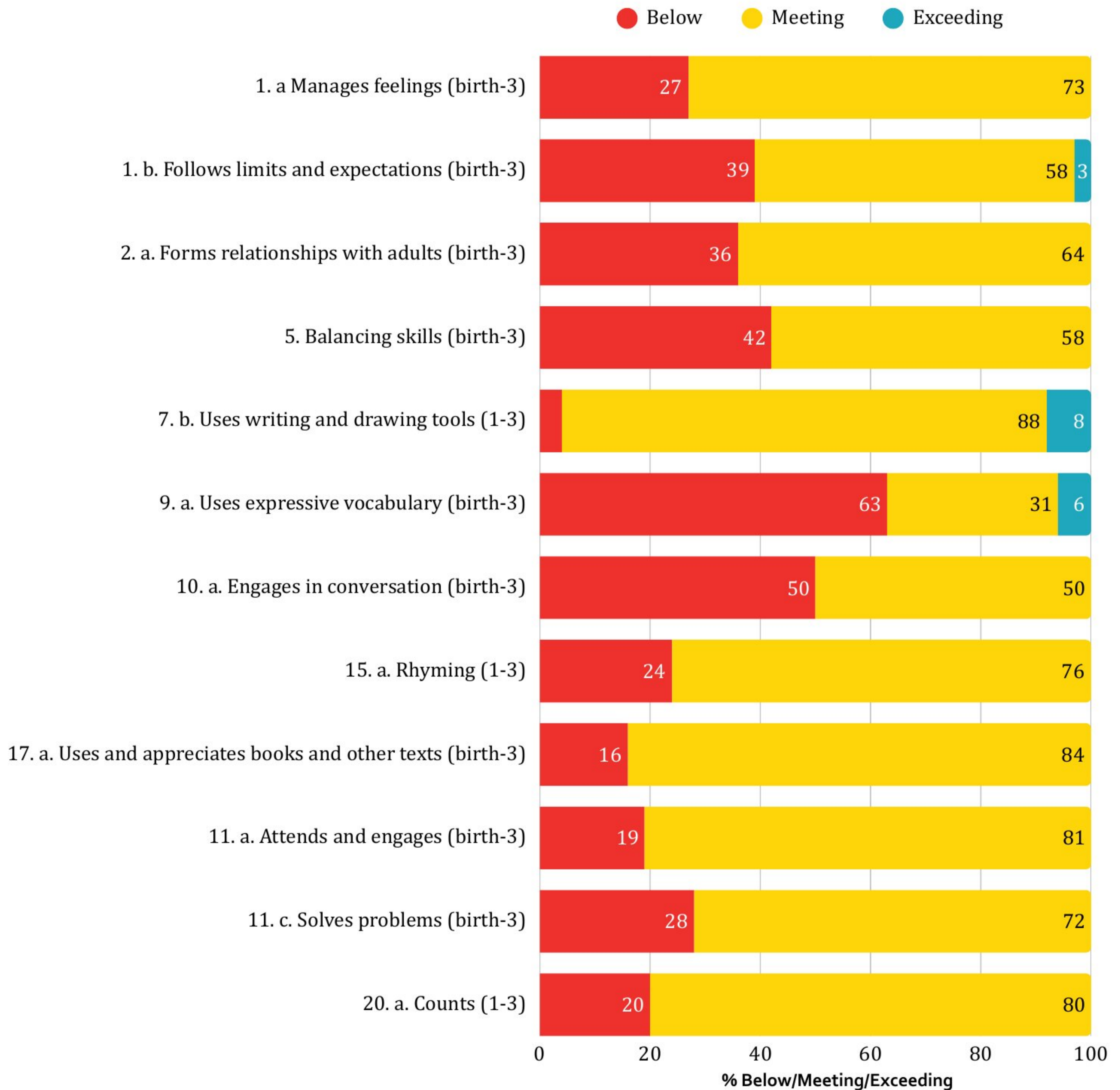
**3 GLCAP students enrolled less than 45 days, which is factored in calculating health outcomes.*

HHWP only served children at a contracted childcare site. They are currently using a locally designed home-based model while renovations are being completed on their facility to serve 32 children in 4 direct-operated classrooms.



Teaching Strategies GOLD Data

Preparing for Kindergarten



Quality Assurance

Monitoring the goals and activities of the Early Childhood Program is an ongoing process. Through the use of regular self-assessments, the Office of Head Start Monitoring system, annual fiscal audit, United States Department of Agriculture Child and Adult Care Food Program monitoring visits, and participation in Ohio's Step Up to Quality program, and National Accreditation for Education of Young Children, the GLCAP Early Childhood program is able to maintain a high quality program and participate in continuous improvement.

Independent Audit

An annual independent audit is conducted in compliance with the requirements described in the Code of Federal Regulations, Title 45, Part 75.501. The most recent audit found that GLCAP's consolidated financial statements presented fairly, in all material respects, the financial position, changes in net assets, and cash flows for the year ending September 30, 2024. A copy of the independent audit is available upon request and available on the GLCAP website.





Great Lakes
COMMUNITY ACTION
PARTNERSHIP