



2024-2025

# MIGRANT & SEASONAL Head Start

## Annual Report



Great Lakes  
COMMUNITY ACTION  
PARTNERSHIP

# Our Mission

**We create partnerships and opportunities to help individuals, families and communities thrive.**



**This report is prepared to comply with the Head Start Reauthorization Act of 2007,  
Administrative Requirements and Standards Sec. 644 [42 U.S.C 9839 (a)(2)]**

# Welcome

GLCAP's Early Childhood Program has successfully provided comprehensive child development services for low-income children, ages birth through five, and their families since 1965. Services include education, nutrition, health, medical, dental, parent involvement, and social services.

The purpose of the GLCAP Migrant Seasonal Head Start (MSHS) program is to promote the school readiness of low-income children from families working in agriculture by enhancing their cognitive, social, and emotional development in two ways:

1. The learning environment will support children's growth in language, literacy, mathematics, science, social-emotional development, creative arts, physical skills, and approaches to learning.
2. Each family will be provided with health, educational, nutritional, social, and other services when necessary based on the family's needs assessment.

GLCAP is funded to serve 324 MSHS children throughout Ohio. Program options available to these children include full-day, part-year in direct-operated settings.





# MSHS Center Locations

## **1. CLARK COUNTY**

### **GLCAP NEW CARLISLE MSHS**

476 North Dayton-Lakeview Drive  
New Carlisle, OH 45344

## **2. HENRY COUNTY**

### **GLCAP NAPOLEON MSHS**

910 Third Street  
Napoleon, OH 43545

## **3. RICHLAND COUNTY**

### **GLCAP SHILOH MSHS**

26 Mechanic Street  
Shiloh, OH 44878

## **4. SANDUSKY COUNTY**

### **GLCAP FREMONT MSHS**

1499 N. River Dr.  
Fremont, OH 43420





# Revenue

All figures from fiscal year Aug. 2024-July 2025

## MSHS

Category	Budget Revenue	Percent of Total
Federal Revenue - HHS	\$ 6,764,190	91.7%
Federal Revenue - HHS TTA	\$ 86,724	1.2%
In-Kind Revenue*	\$ 526,073	7.1%
<b>Total Amount</b>	<b>\$ 7,376,987</b>	<b>100%</b>

\*In-kind waiver filed



## MSHS Funds Received

● FEDERAL HHS	91.7%
● IN-KIND REVENUE	7.1%
● FEDERAL HHS TTA	1.2%

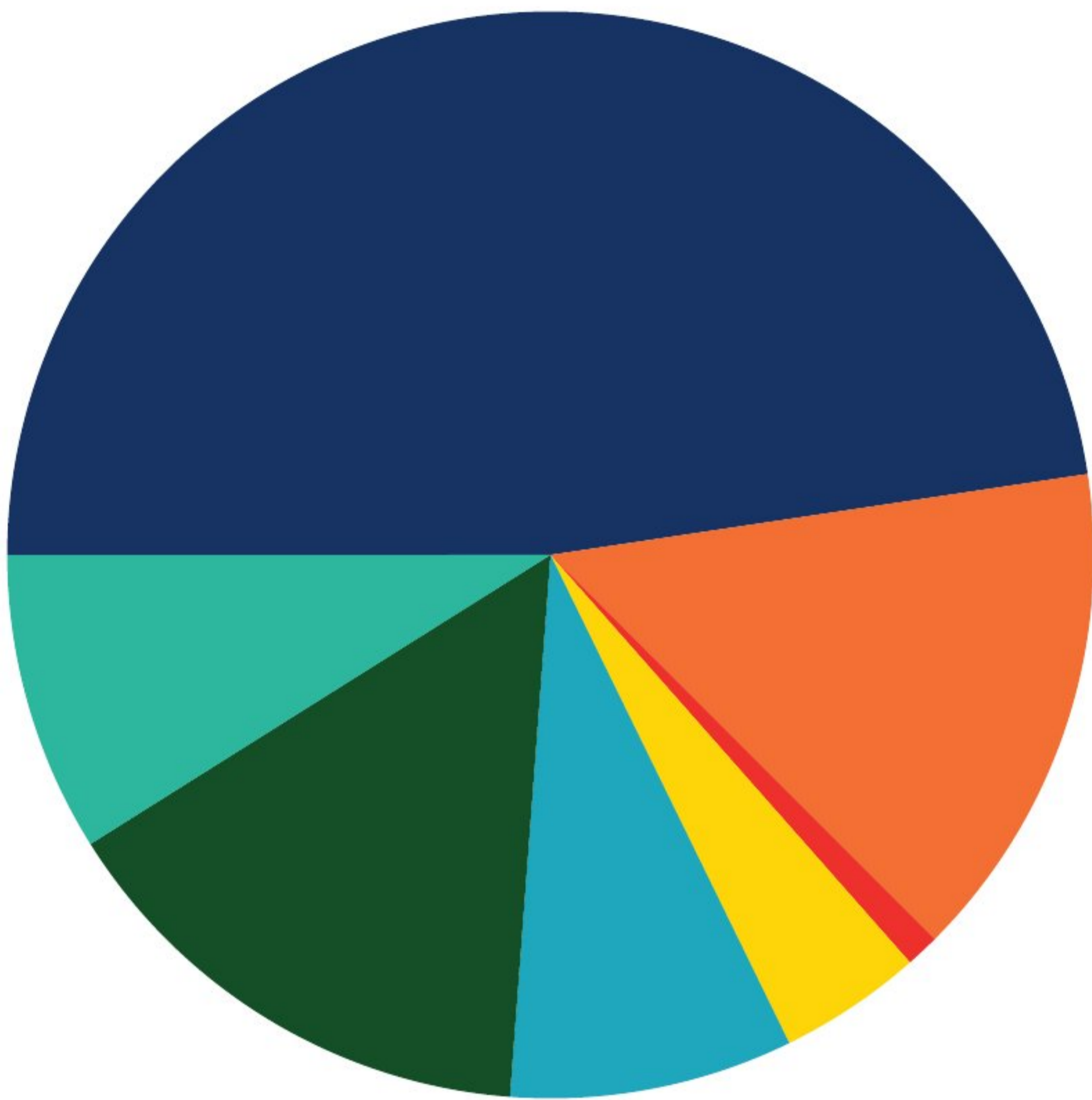



# Expenditures

All figures from fiscal year Aug. 2024-July 2025

## MSHS

Category	Budget Op + T&TA	Operating	T&TA	In-Kind	Total	Percent of Total
Personnel	\$ 3,420,817	\$ 3,505,477	\$ -	\$ -	\$ 3,505,477	47.5%
Fringe Benefits	\$ 1,087,568	\$ 1,082,911	\$ -	\$ -	\$ 1,082,911	14.7%
Travel	\$ 47,652	\$ 31,545	\$ 34,520	\$ -	\$ 66,065	0.9%
Equipment	\$ 5,391	\$ 11,435	\$ -	\$ -	\$ 11,435	0.2%
Supplies	\$ 252,986	\$ 316,004	\$ 404	\$ -	\$ 316,408	4.3%
Contractual	\$ 18,172	\$ 7,898	\$ 525	\$ -	\$ 8,423	0.1%
Facilities	\$ 682,451	\$ 624,472	\$ -	\$ -	\$ 624,472	8.5%
Other	\$ 1,207,862	\$ 533,919	\$ 43,397	\$ 526,073	\$ 1,103,389	15%
<b>Direct Costs</b>	<b>\$ 6,722,899</b>	<b>\$ 6,113,661</b>	<b>\$ 78,846</b>	<b>\$ 526,073</b>	<b>\$ 6,718,580</b>	<b>91.1%</b>
Indirect Costs	\$ 654,088	\$ 647,133	\$ 7,885	\$ -	\$ 655,018	8.9%
<b>Total Amount</b>	<b>\$ 7,376,987</b>	<b>\$ 6,760,794</b>	<b>\$ 86,731</b>	<b>\$ 526,073</b>	<b>\$ 7,373,598</b>	<b>100%</b>



## MSHS Expenditures

● PERSONNEL	47.5%
● FRINGE BENEFITS	14.7%
● TRAVEL	0.9%
● EQUIPMENT	0.2%
● SUPPLIES	4.3%
● CONTRACTUAL	0.1%
● FACILITIES	8.5%
● OTHER	15%
● INDIRECT COSTS	8.9%

# Family Services

## **Overview**

In the 2025 season, GLCAP Migrant Seasonal Head Start program provided services to 278 children and 220 families. The program averaged 61.7% enrollment (as a percentage of funded enrollment) throughout the year. Most of the children served were categorically eligible as families were working in agriculture (including children below 100% of poverty line, on public assistance, in foster care, and experiencing homelessness), while others qualified as over-income.

## **Medical and Dental Services**

Good health and nutrition are essential for learning. The GLCAP Early Childhood program ensures that all children enrolled have timely physical and dental exams and basic health screenings, including hearing, vision, and nutrition, and follow-up referrals to medical and outside providers.

## **Family Engagement**

From the first meeting with the family, parents are offered the opportunity to be involved with the program. Parents can attend a Parent Café at the center, serve on Policy Council, and the Health Advisory Committee. Parents are always welcome to participate in the classroom by helping with or leading activities or projects, planning classroom activities with the teaching staff, and introducing or sharing their culture with the class. There are several ways parents can help the teaching staff: sharing opinions, ideas and thoughts, working on projects at home, communicating with the staff, helping other parents feel welcome, and reinforcing learning at home.

As the child's first and most important teacher, parents have an important role in the program. We reach out to parents for whom English is a second language to help them feel included in activities and meetings by providing interpreters and culturally sensitive activities. Parent Café events allow family members to feel like a part of the center as they learn valuable parenting tools and leadership skills. Through the Teaching Strategies Gold Parent Central online assessment tool, parents can view their child's progress and share ideas with their child's teacher.



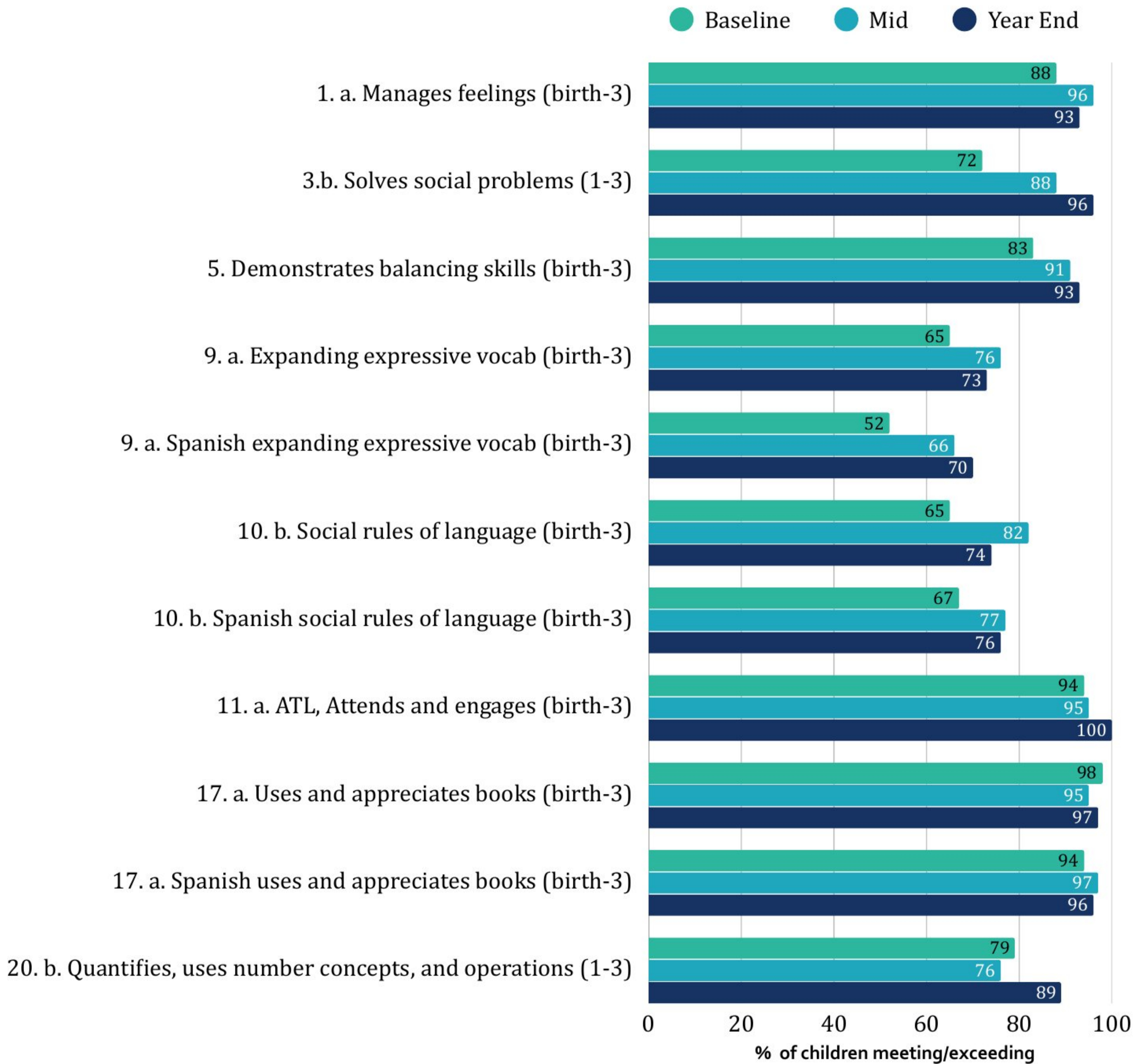
Category	Total
<b>Eligible Children Served</b>	
Completed and Verified Applications	325
Children Served	278
<b>Families Served</b>	
Families Served	220
<b>Percentage</b>	<b>85.5%</b>
<b>Medical/Dental Services</b>	
Completed health exams & screenings	162
<b>Percentage of Enrolled Children</b>	<b>64.29%</b>
Completed dental exams	190
<b>Percentage of Enrolled Children</b>	<b>75.4%</b>



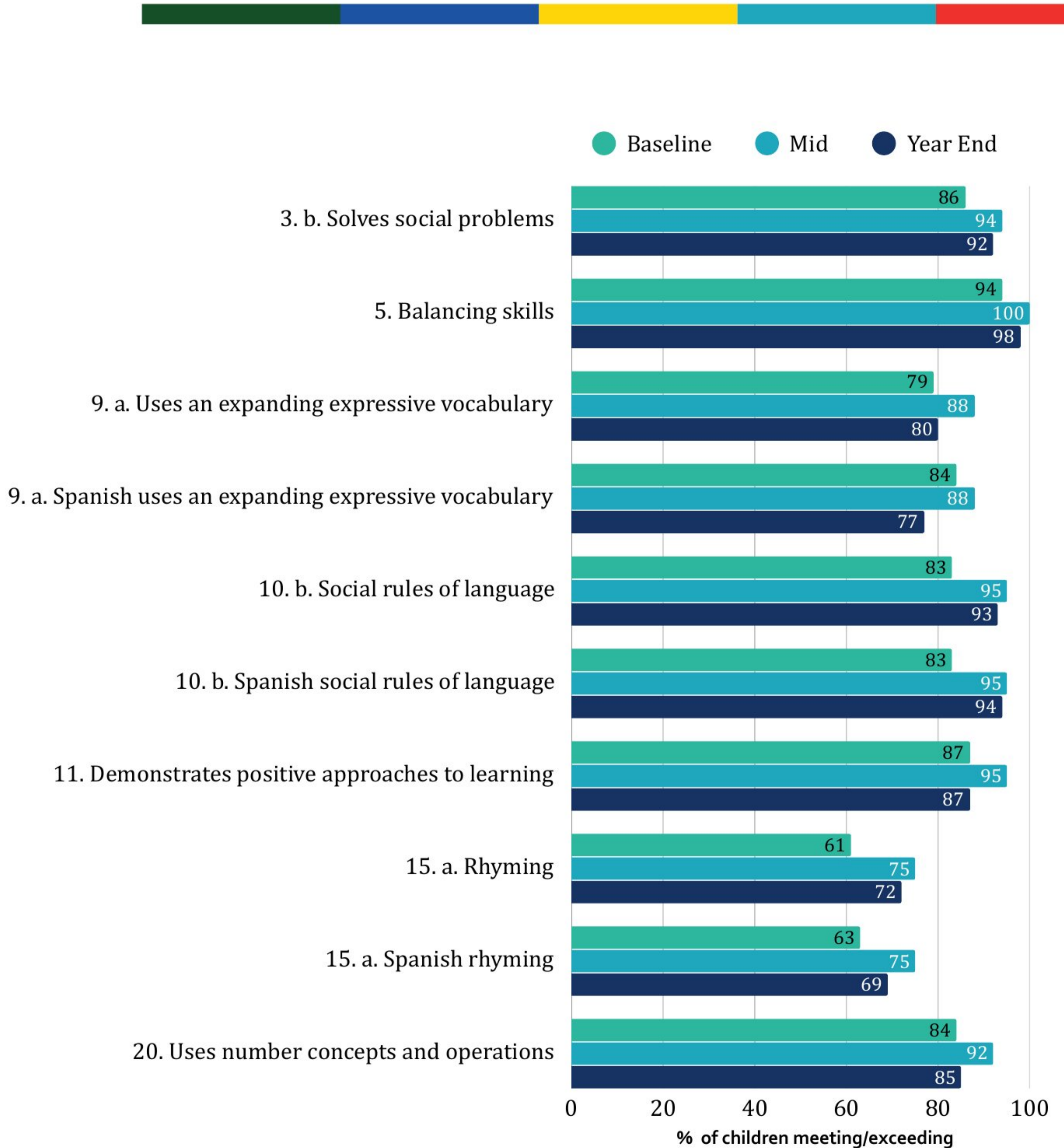
Site	Months of Service	Avg. Monthly Enrollment	2025 Cumulative Enrollment	Funded Enrollment	Percentage of Funded
Fremont	6	33	43	46	93.48%
Napoleon	7	30	44	38	115.79%
New Carlisle	9	65	90	116	77.59%
Shiloh	10	72	101	124	81.45%

## Teaching Strategies GOLD Data

# Preparing for Kindergarten



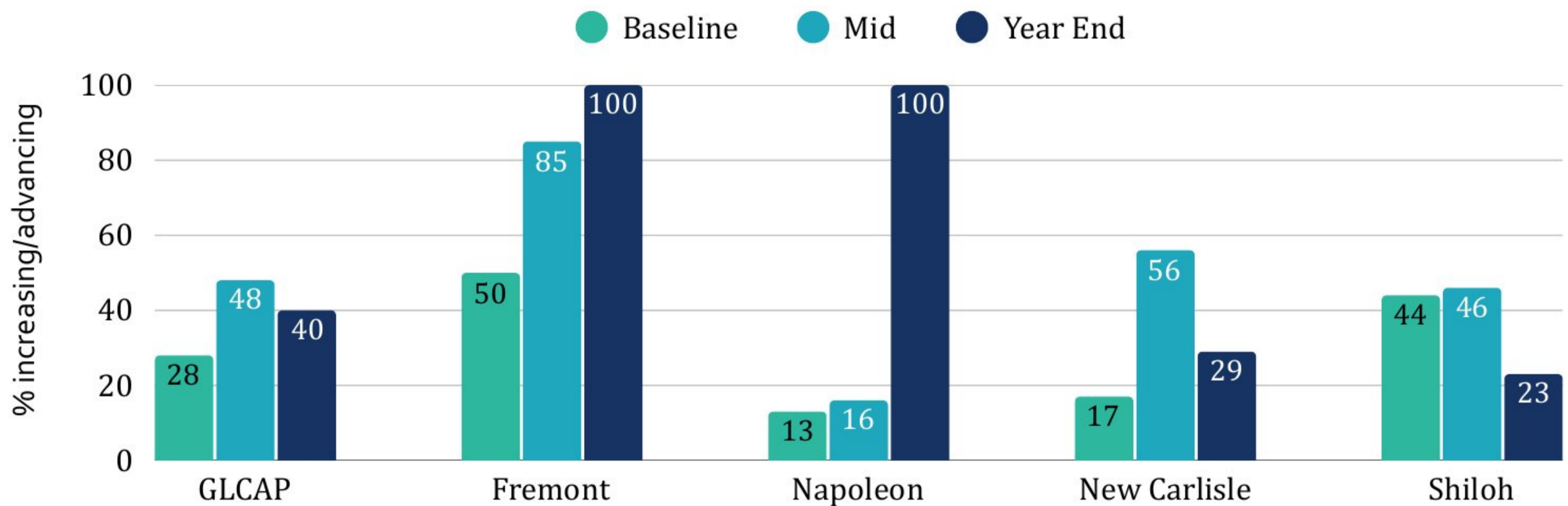
Children were assessed using the ongoing assessment tool Teaching Strategies GOLD. Teachers observe children frequently throughout the year as they participate in everyday experiences. A minimum of three times a year, teachers evaluate each child’s individualized developmental progress through their documentation, including but not limited to observation notes, work samples, pictures, videos, and checklists. The following charts demonstrate the percentage of children served at GLCAP during the 2024-2025 program year that were meeting or exceeding widely held developmental expectations



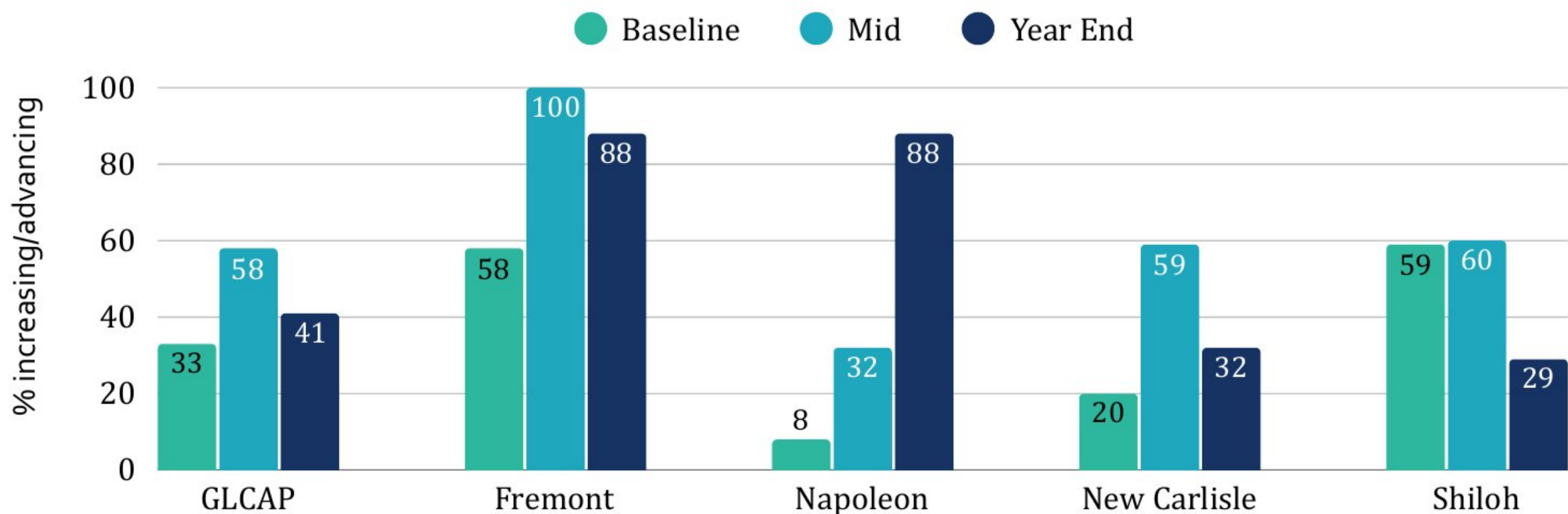
## GLCAP MSHS Preschool School Readiness Outcomes 24-25

# Teaching Strategies GOLD Data

# Learning Language



**Progress Speaking English  
GLCAP MSHS Preschool 2025**



**Progress Listening and Understanding English  
GLCAP MSHS Preschool 2025**

# Quality Assurance

## Independent Audit

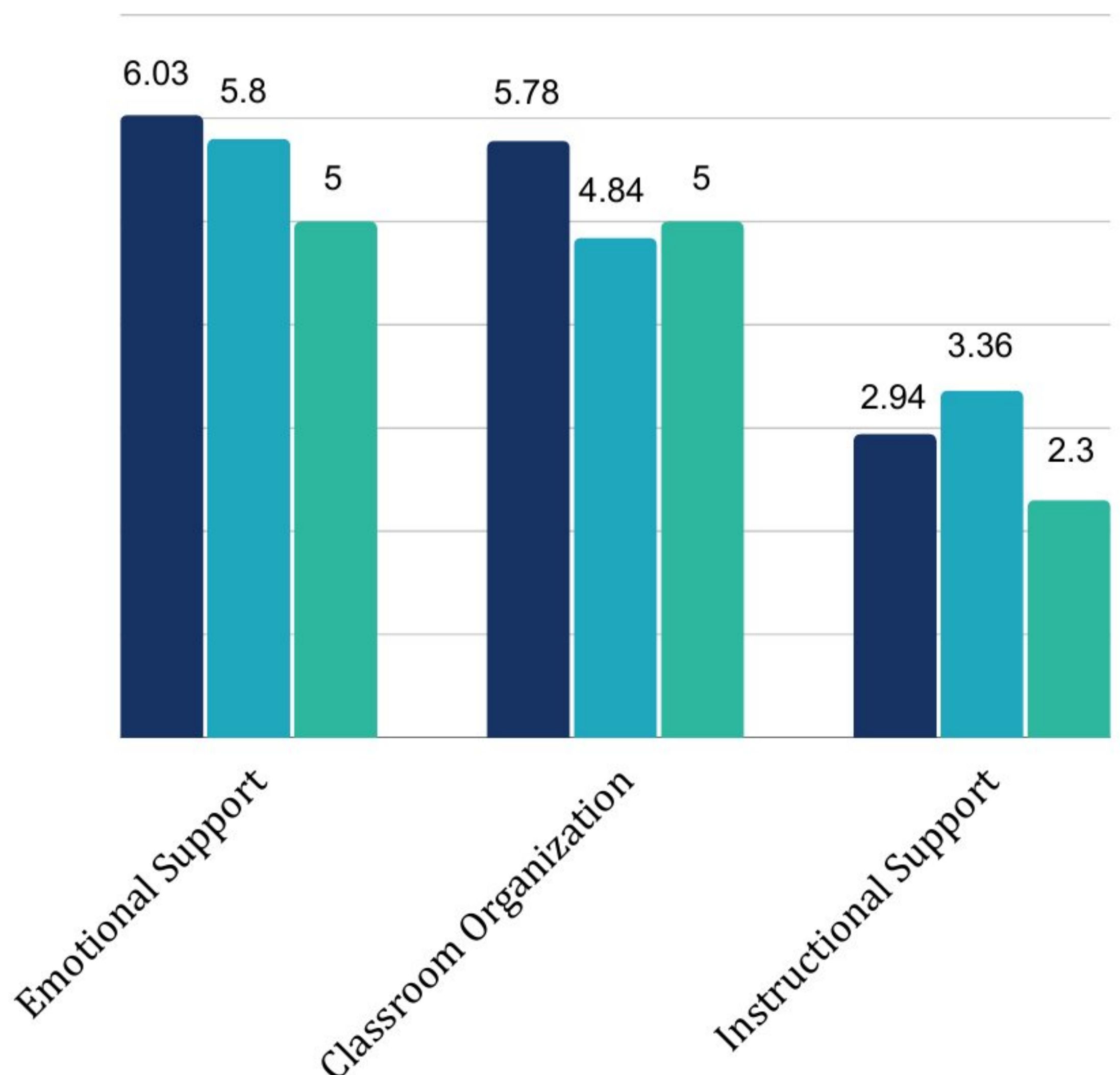
An annual independent audit is conducted in compliance with the requirements described in the Code of Federal Regulations, Title 45, Part 75.501. The most recent audit found that GLCAP's consolidated financial statements presented fairly, in all material respects, the financial position, changes in assets, and cash flows for the year ending September 30, 2024. A copy of the independent audit is available upon request and is available on the GLCAP website.

## Office of Head Start Review

The Administration for Children and Families conducted a follow-up review the week of May 12, 2025 to determine whether the previously identified findings from July 15, 2024 were corrected. Based on the information gathered during the review, the findings were corrected and closed.

## Migrant and Seasonal Head Start CLASS data 2025

- 2020 National Average
- 2024-25 Program Average
- Re-Competition Level





Great Lakes  
COMMUNITY ACTION  
P A R T N E R S H I P