



2024-2025

EARLY HEAD START & Head Start

Annual Report



Great Lakes
COMMUNITY ACTION
PARTNERSHIP

Our Mission

We create partnerships and opportunities to help individuals, families and communities thrive.



**This report is prepared to comply with the Head Start Reauthorization Act of 2007,
Administrative Requirements and Standards Sec. 644 [42 U.S.C 9839 (a)(2)]**

Welcome

GLCAP's Early Childhood program has successfully provided comprehensive child development services for low-income children ages birth through five and their families since 1965. Services include education, nutrition, health, medical, dental, parent involvement, and social services.

The purpose of the GLCAP Early Childhood program is to promote the school readiness of low-income children by enhancing their cognitive, social, and emotional development in two ways:

1. The learning environment will support children's growth in language, literacy, mathematics, science, social-emotional development, creative arts, physical skills, and approaches to learning.
2. Each family will be provided with health, education, nutrition, social, and other services when necessary based on the family's needs.

GLCAP is funded to serve 573 Head Start children throughout the Northwest Ohio counties of Wood, Sandusky, Ottawa and Seneca. Program options available to these children include full-day, full-year, and full-day, part-year, all in direct-operated and childcare partnership center-based and family childcare settings.

GLCAP is also funded to serve 63 Early Head Start children throughout the counties of Sandusky, Ottawa, Seneca and Wood. Forty-seven children are served in the home-based program option. Sixteen are served in full-day, full-year center based through childcare partnerships in Sandusky and Wood county.



A photograph showing several children's drawings on white paper, some with the text "Happy Grand Friends Day". The drawings are colorful and feature simple figures and shapes. In the foreground, there is a red plastic cup with a white label that reads "For Senior Services see glcap.org website". To the right of the cup is a black folder or binder.

Center & Partner Locations

1. OTTAWA COUNTY

GLCAP Locations

Genoa Early Childhood Center

1224 West St., Genoa

Port Clinton Early Childhood Center*

1848 E. Perry St., Port Clinton

Partner Locations

Rainbow Acres, Oak Harbor

Rainbow Acres, Port Clinton

2. SANDUSKY COUNTY

GLCAP Locations

Clyde Early Childhood Center

615 Vine St., Clyde

Fremont Stricker Family Development Center*

765 Buchanan St., Fremont

Partner Locations

Angie's Angels, Fremont

Candy Krause, Bellevue

Downtown Daycare, Bellevue

3. SENECA COUNTY

GLCAP Locations

Fostoria Family Development Center*

801 Kirk St., Fostoria

Tiffin Early Childhood Center

182 St. Francis Ave., Tiffin

Partner Locations

Brickner Childcare, LLC, Tiffin

4. WOOD COUNTY

GLCAP Locations

Bowling Green Jordan Family Development Center*

812 N. College Dr., Bowling Green

Perrysburg/Rossford Early Childhood Center

28744 Simmons Rd., Perrysburg

Partner Locations

Educare, Rossford

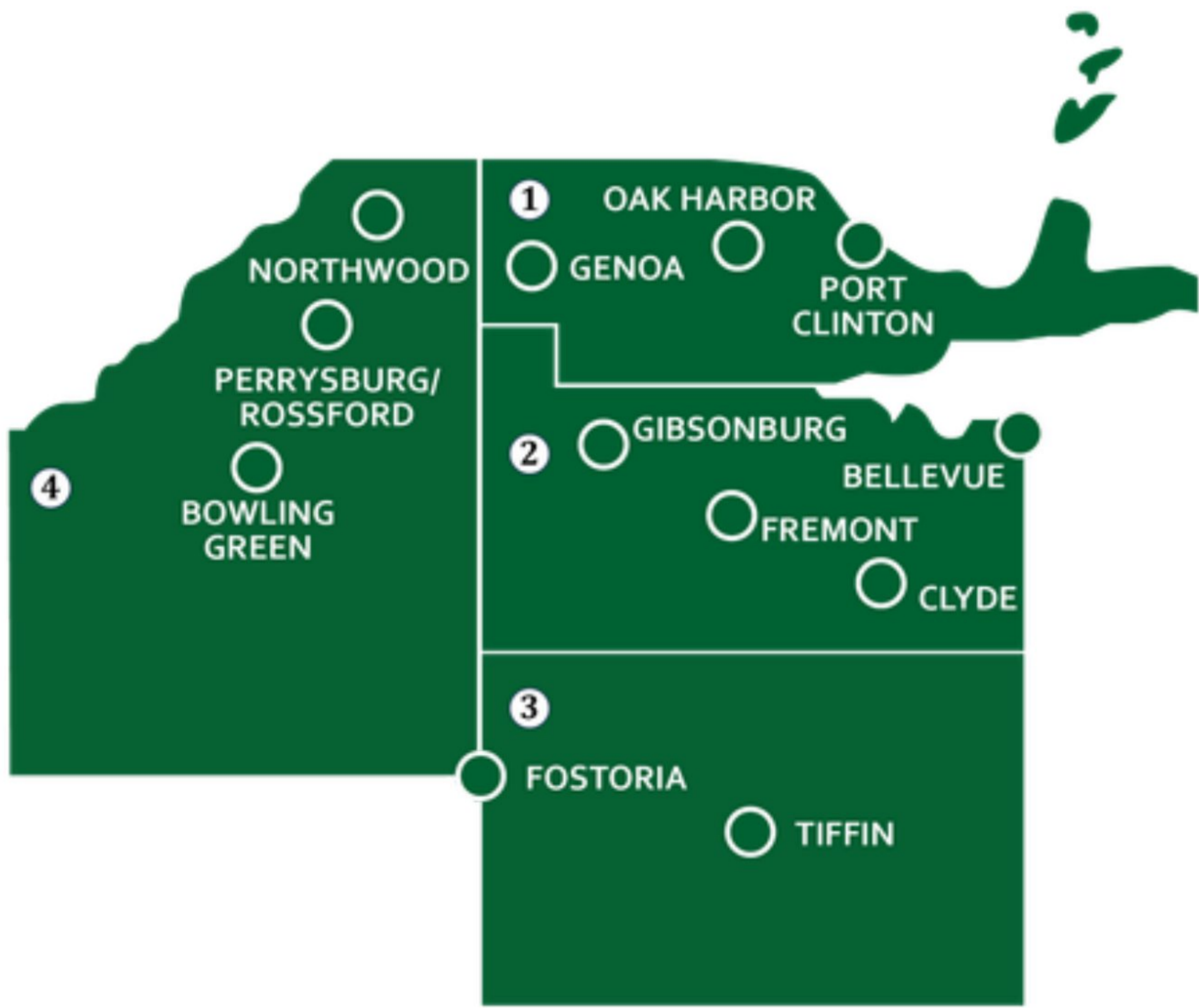
Imaginative Beginnings, Northwood

Grannie Thomas, Rossford

Little Wonders, Northwood

Rainbow Acres, Gibsonburg

*GLCAP Home-Based Program operates in Ottawa, Sandusky, Seneca, and Wood counties. Their office spaces are at the GLCAP locations in Port Clinton, Fremont, Fostoria, and Bowling Green.





Revenue

All figures from fiscal year Aug. 2024-July 2025

Head Start Preschool

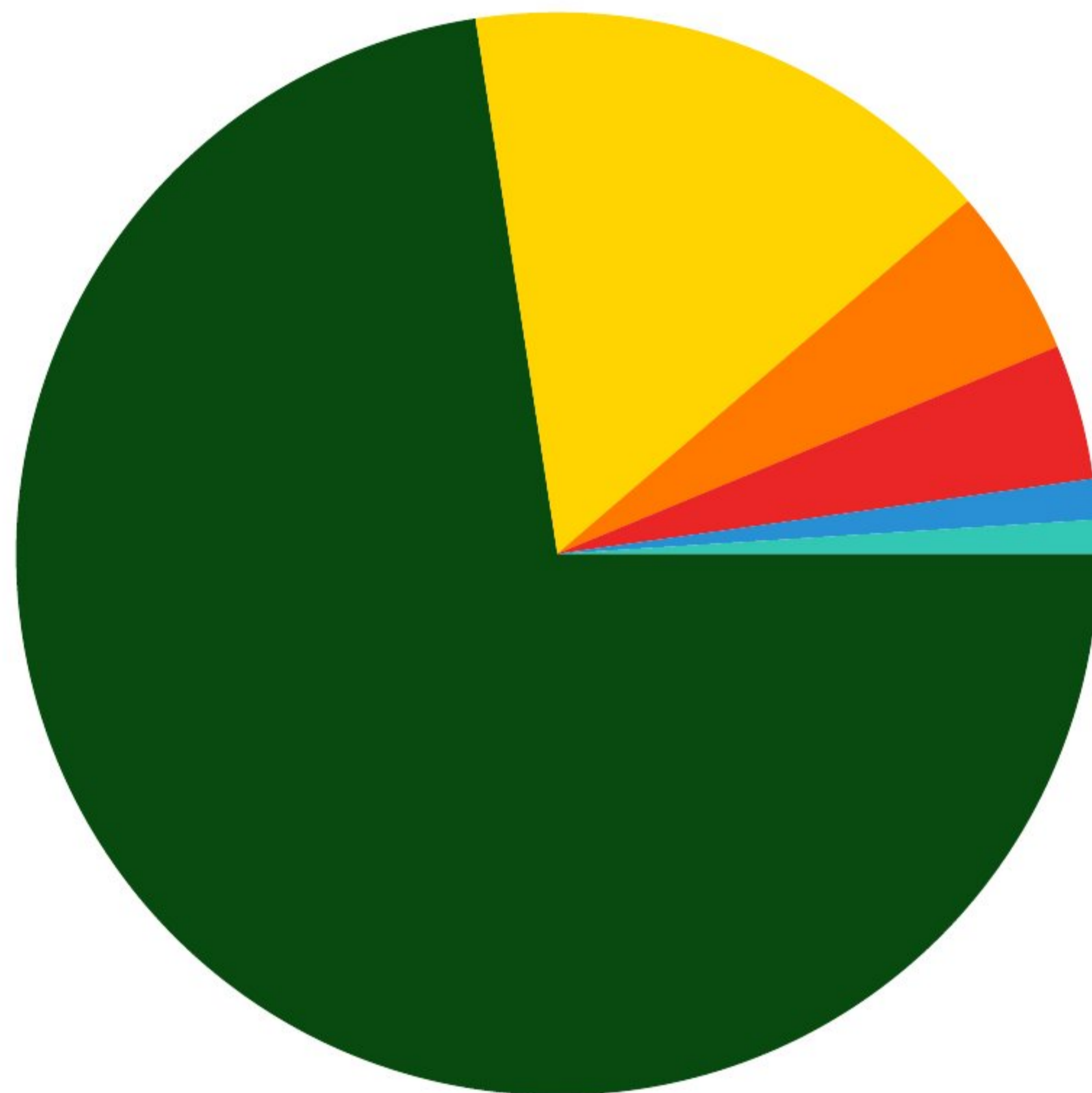
Category	Budget Revenue	Actual Revenue	Percentage
Federal Revenue - HHS	\$ 7,913,020	\$ 7,912,998	72.3%.
Federal Revenue-HHS TTA Funds	\$ 74,577	\$ 74,577	0.7%.
Federal Revenue - TANF	\$ 78,060	\$ 129,809	1.2%.
USDA Revenue	\$ 737,115	\$ 586,108	5.4%.
Private Contracts (ECE)	\$ 1,907,825	\$ 1,751,923	16%.
Parent Fees and Co-Pays	\$ 10,800	\$ 8,045	0.1%.
In-Kind Revenue	\$ 271,713	\$ 481,109	4.4%.
Total Amount	\$ 10,993,110	\$ 10,944,569	100%

Early Head Start

Category	Program	Program	Percentage
Federal Revenue - HHS	\$ 717,502	\$ 717,502	98.2%.
Federal Revenue - HHS TTA	\$ 13,051	\$ 13,051	1.8%.
Total Amount	\$ 730,553	\$ 730,553	100%




Head Start Funds Received



● FEDERAL HHS	72.3%
● PRIVATE CONTRACTS (ECE)	16%
● USDA REVENUE	5.4%
● INKIND REVENUE	4.4%
● FEDERAL TANF	1.2%
● FEDERAL HHS TTA	0.7%
● PARENT FEES & CO-PAYS	0.1%

Early Head Start Funds Received



● FEDERAL HHS	98.2%
● FEDERAL HHS TTA	1.8%

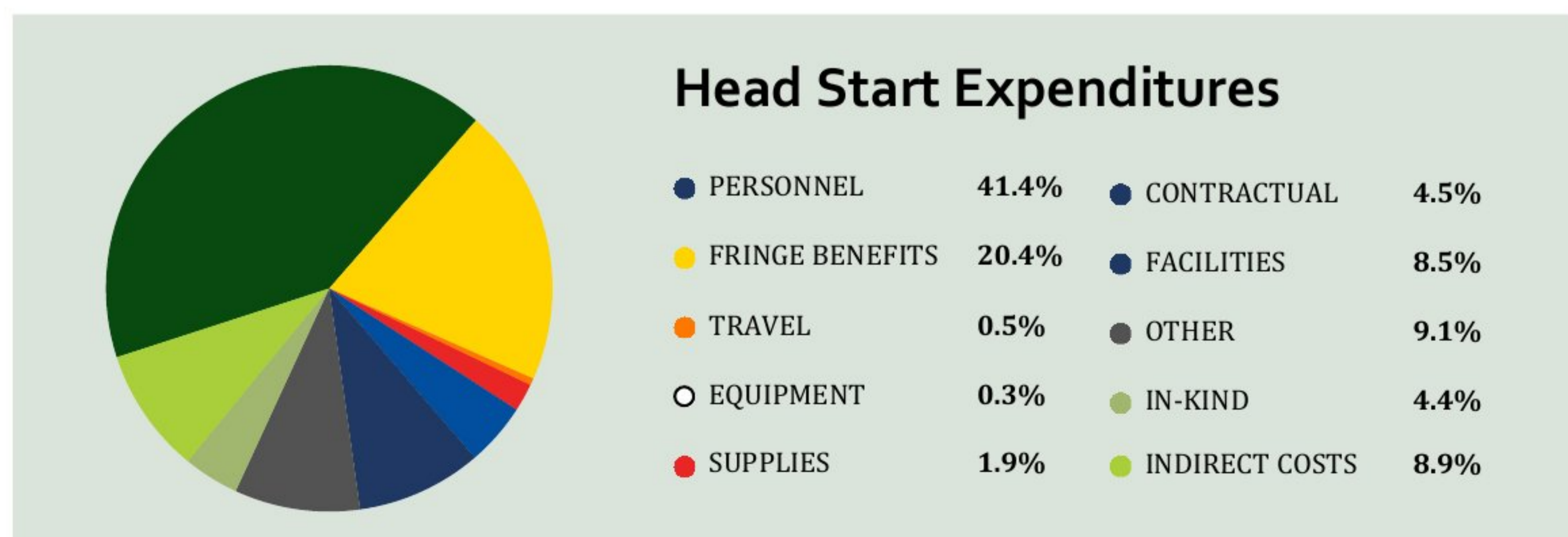
Expenditures

All figures from fiscal year Aug. 2024-July 2025

Head Start Preschool

Category	Budget Op and TTA*	Operations*	TTA	Total	Percent of Total
Personnel	\$ 4,395,828	\$ 4,530,003	\$ 4,470	\$ 4,534,473	41.4%.
Fringe Benefits	\$ 2,332,396	\$ 2,232,643	\$ 3,115	\$ 2,235,758	20.4%.
Travel	\$ 47,615	\$ 43,147	\$ 11,354	\$ 54,501	0.5%.
Equipment	\$ 3,183	\$ 30,276	\$ -	\$ 30,276	0.3%.
Supplies	\$ 165,203	\$ 208,979	\$ 3,901	\$ 212,880	1.9%.
Contractual	\$ 514,400	\$ 488,106	\$ 5,157	\$ 493,263	4.5%.
Facilities	\$ 1,134,510	\$ 932,098	\$ -	\$ 932,098	8.5%.
Other	\$ 1,146,061	\$ 955,947	\$ 39,800	\$ 995,747	9.1%.
Volunteer In-Kind	\$ 269,796	\$ 480,274	\$ -	\$ 480,274	4.4%.
Direct Costs*	\$ 10,008,992	\$ 9,901,473	\$ 67,797	\$ 9,969,270	91.1%.
Indirect Costs	\$ 984,118	\$ 968,632	\$ 6,780	\$ 975,412	8.9%.
Total Amount	\$ 10,993,110	\$ 10,870,105	\$ 74,577	\$ 10,944,682	100%

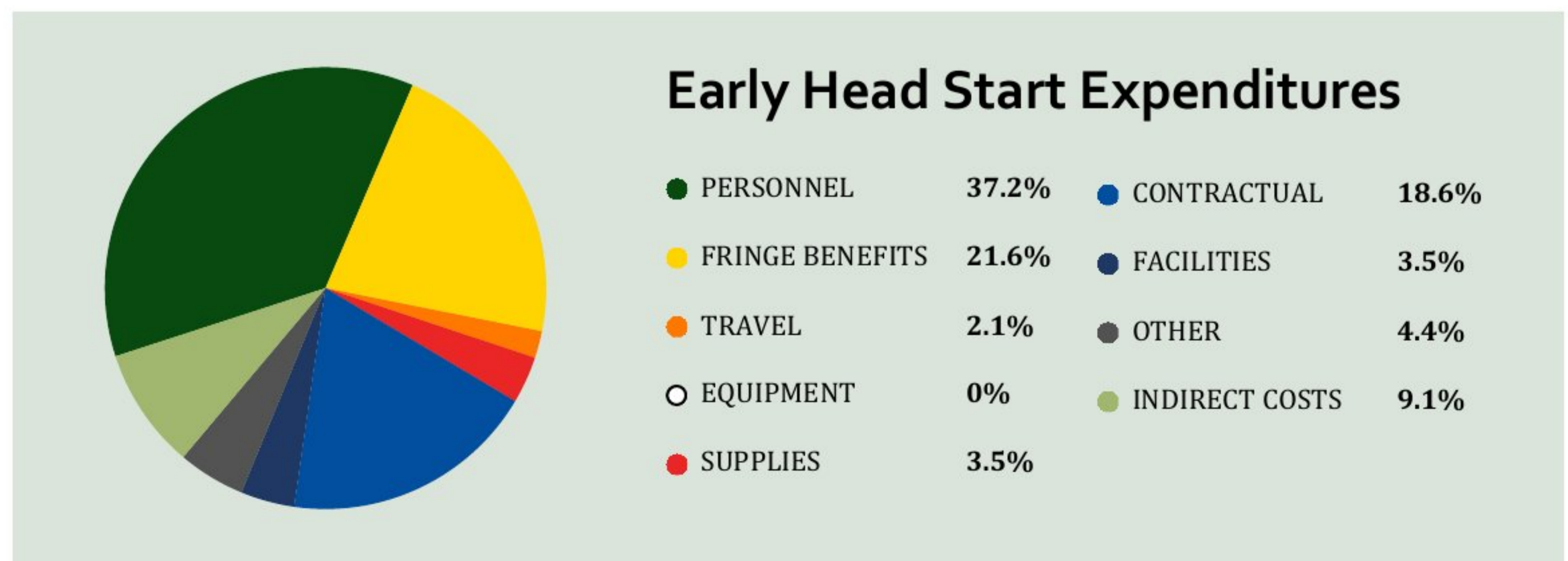
*Includes the combined amount for Head Start & Early Head Start USDA and non-federal share expenses.





Early Head Start

Category	Budget Op + T&TA	Expenditures Op	T&TA*	Total	Percent of Total
Personnel	\$ 275,641	\$ 271,950	\$ -	\$ 271,950	37.2%.
Fringe Benefits	\$ 147,905	\$ 157,691	\$ -	\$ 157,691	21.6%.
Travel	\$ 21,827	\$ 11,639	\$ 3,942	\$ 15,581	2.1%.
Equipment	\$ -	\$ -	\$ -	\$ -	0%.
Supplies	\$ 10,850	\$ 23,925	\$ 1,775	\$ 25,700	3.5%.
Contractual	\$ 138,564	\$ 135,845	\$ -	\$ 135,845	18.6%.
Facilities	\$ 33,672	\$ 25,375	\$ -	\$ 25,375	3.5%.
Other	\$ 35,680	\$ 25,943	\$ 6,153	\$ 32,096	4.4%.
Direct Costs	\$ 664,139	\$ 652,368	\$ 11,870	\$ 664,238	90.9%.
Indirect Costs	\$ 66,414	\$ 65,222	\$ 1,187	\$ 66,409	9.1%.
Total Amount	\$ 730,553	\$ 717,590	\$ 13,057	\$ 730,647	100%



Family Services

Overview

In school year 2024-2025, the GLCAP Early Childhood program provided services to 790 children and 704 families. The average monthly enrollment was 572 for Head Start and 63 for Early Head Start. The program maintained 99.8% enrollment (as a percentage of funded enrollment) throughout the year. Children served were income eligible (including children below 100% of poverty line, on public assistance, in foster care, and experiencing homelessness), while others qualified as over-income.

Medical and Dental Services

Good health and nutrition are essential for learning. The GLCAP Early Childhood program ensures that all children enrolled have timely physical and dental exams and basic health screenings, including hearing, vision, and nutrition, and follow-up referrals to medical and outside providers.

Family Engagement


From the first meeting with the family, parents are offered the opportunity to be involved with the program. Parents can attend a Parent Café at the center, serve on Policy Council, and join the Health Advisory Committee. Parents are always welcome to participate in the classroom by helping with or leading activities or projects, planning classroom activities with the teaching staff, and introducing or sharing their culture with the class. There are several ways parents can help the teaching staff: sharing opinions, ideas and thoughts, working on projects at home, communicating with the staff, helping other parents feel welcome, and reinforcing learning at home.

As the child's first and most important teacher, parents have an important role in the program. We reach out to parents for whom English is a second language to help them feel included in activities and meetings by providing interpreters and culturally sensitive activities. Parent Café events include families from center-based and home-based options and help family members to feel a part of the center as they learn valuable parenting and leadership skills. Through the Teaching Strategies Gold Parent Central online assessment tool, parents can view their child's progress and share ideas with their child's teacher.



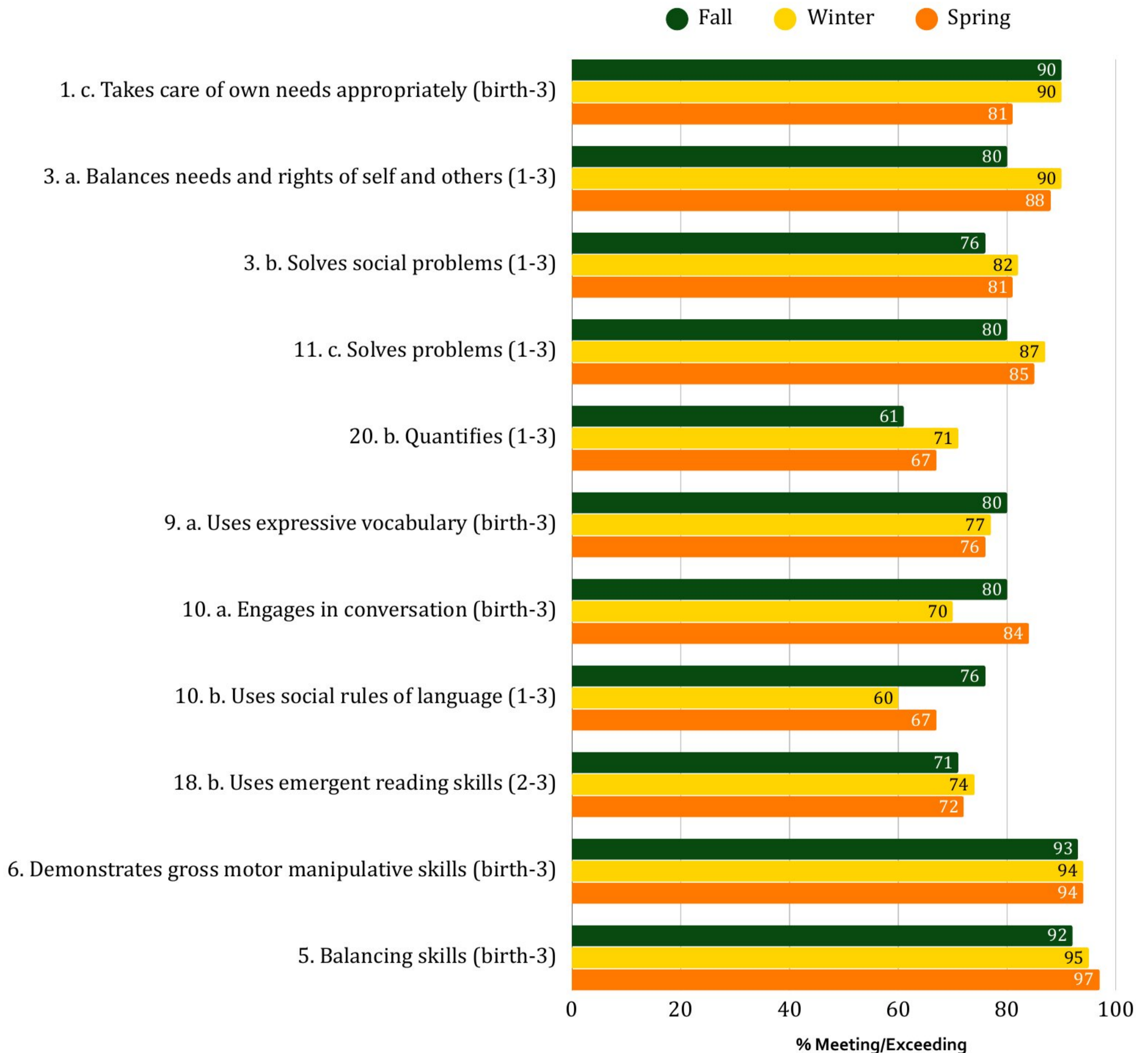
Category	Head Start	Early Head Start	Total
Eligible Children Served			
Applications Received	705	97	802
Eligible Children Served	698	92	790
Percentage	83.33%.	88.12%.	98.5%.
Families Served			
Families Served	624	80	704
Average Monthly Enrollment			
Actual Enrollment	572	63	635
Funded Enrollment	573	63	636
Percentage	99.8%.	100%.	99.84%.
Medical/Dental Services			
Completed Health Exams & Screenings	650	57	
Percentage of Completed Health Exams & Screenings	96.58%.	63.33%.	
Completed Dental Exams	446	20	
Percentage of Completed Dental Exams	66.27%.	22.22%.	

**2 Early Head Start and 25 Head Start children were enrolled less than 45 days. They are removed from the calculation for health outcomes.*

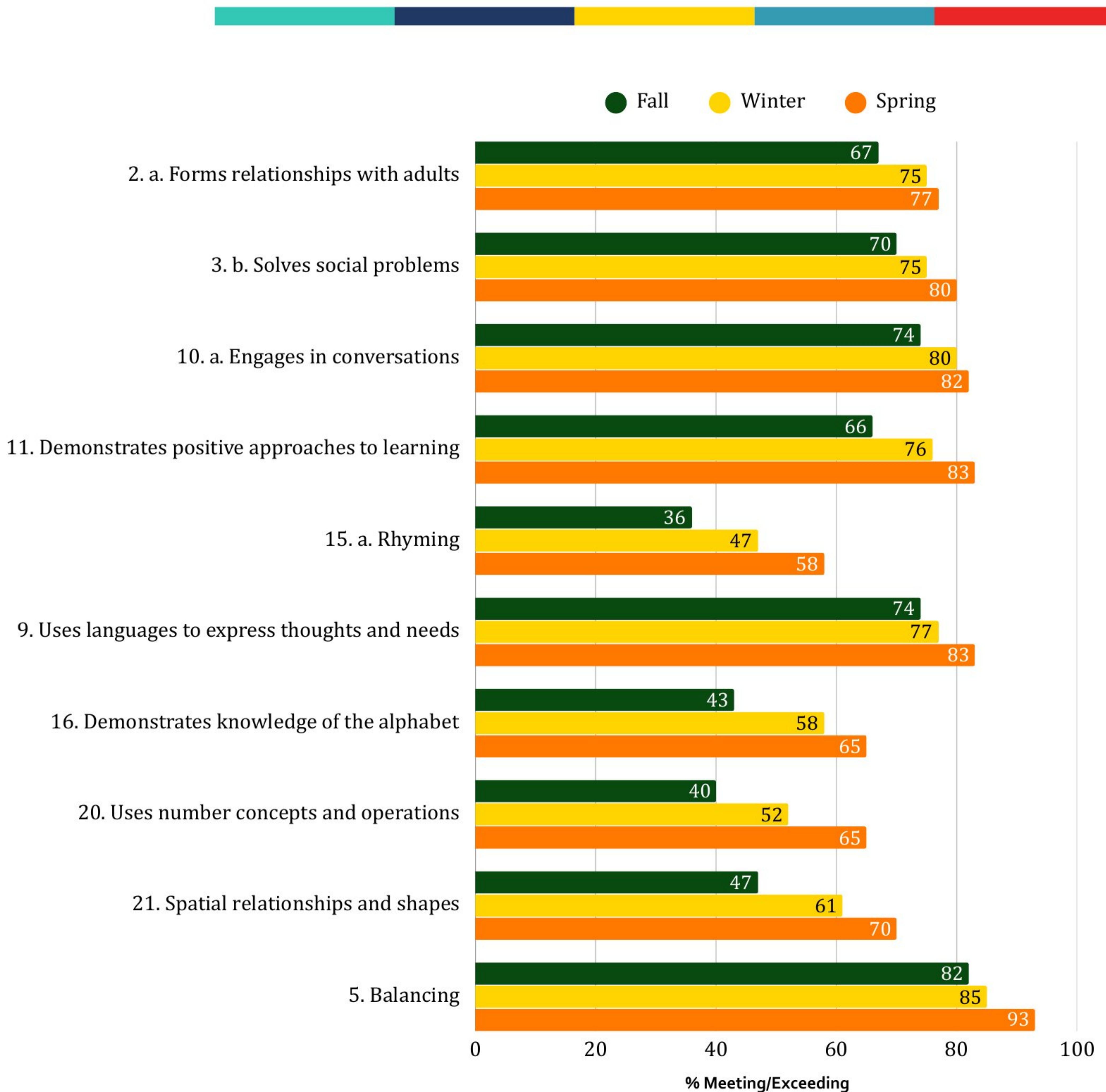


Teaching Strategies GOLD Data

Preparing for Kindergarten



Children were assessed using the ongoing assessment tool Teaching Strategies GOLD. Teachers observe children frequently throughout the year as they participate in everyday experiences. A minimum of three times a year, teachers evaluate each child’s individualized developmental progress through their documentation, including but not limited to observation notes, work samples, pictures, videos, and checklists. The following charts demonstrate the percentage of children served at GLCAP during the 2024-2025 program year that were meeting or exceeding widely held developmental expectations for each school readiness goal at the three checkpoints.



GLCAP Head Start School Readiness Outcomes 2024-2025

Quality Assurance

Monitoring the goals and activities of the Early Childhood Program is an ongoing process. Through the use of regular self-assessments, the Office of Head Start Monitoring system, annual fiscal audit, United States Department of Agriculture Child and Adult Care Food Program monitoring visits, and participation in Ohio's Step Up to Quality program, and National Accreditation for Education of Young Children, the GLCAP Early Childhood program is able to maintain a high quality program and participate in continuous improvement.

Office of Head Start Review

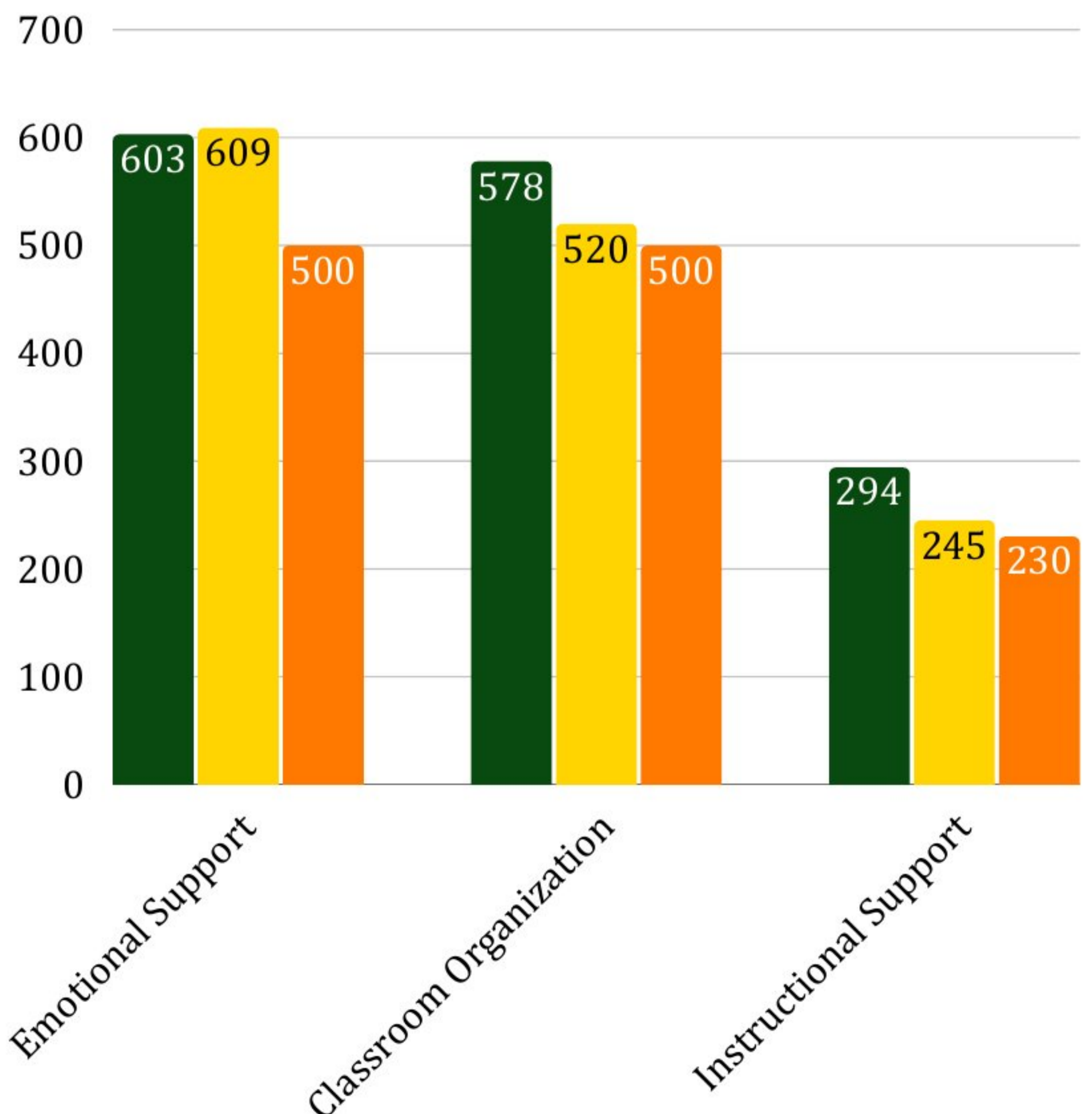
No reviews were conducted during this grant term.

Independent Audit

An annual independent audit is conducted in compliance with the requirements described in the Code of Federal Regulations, Title 45, Part 75.501. The most recent audit found that GLCAP's consolidated financial statements presented fairly, in all material respects, the financial position, changes in net assets, and cash flows for the year ending September 30, 2024. A copy of the independent audit is available upon request and is available on the GLCAP website.

Head Start CLASS data 2024-2025

- 2020 National Average
- 2024-25 Program Average
- Re-Competition Level



SUTQ & NAEYC

GLCAP is firmly dedicated to attaining accreditation at both the state and national levels, underscoring its unwavering commitment to providing high-quality services to children and families.

The Step Up to Quality (SUTQ) rating system is a recognition and endorsement for early childhood programs in Ohio that meet specific quality standards. This rating system emphasizes continuous improvement in the areas of learning and development, staff qualifications, administrative practices, and family partnerships. Achieving a SUTQ designation signifies that an early childhood program has undergone an evaluation process to ensure it meets or exceeds the established benchmarks for quality in early childhood education. Programs can earn a star rating by meeting the quality benchmarks for the State of Ohio. SUTQ means fewer children per classroom, quality teacher training and preparation, more comprehensive early education experience for children, and a focus on continuous improvement. GLCAP is committed to ensuring young children and families have access to quality care and education. All GLCAP sites hold the highest star through Ohio's SUTQ rating system. Contracted sites are currently working towards the highest star ratings.

The National Association for the Education of Young Children (NAEYC) accreditation is a recognition and endorsement for early childhood programs that meet high-quality standards in the field of education and care for young children. Achieving NAEYC accreditation signifies that a program has undergone a rigorous evaluation process and demonstrated excellence in areas such as curriculum, interactions between teachers and children, health and safety practices, and family engagement. Eight GLCAP sites received national accreditation through the National Association for the Education of Young Children (NAEYC). NAEYC accreditation of programs for young children represents the highest quality in early childhood education. NAEYC accreditation is considered a mark of quality in the early childhood education sector. It assures parents, educators, and stakeholders that the accredited program is committed to delivering a safe, nurturing, and developmentally appropriate environment for young children.

Accredited programs are expected to adhere to best practices, stay informed about the latest research in early childhood education, and continuously strive for improvement. Accreditation reflects a commitment to high standards and continuous quality improvement in early childhood programs. Early childhood education programs with this mark of quality benefit children with greater readiness for and success in school and beyond.





Great Lakes
COMMUNITY ACTION
P A R T N E R S H I P