



Great Lakes Community Action Partnership Early Head Start & Head Start Annual Report 2019-2020



Our mission:

We create partnerships and opportunities to help individuals, families and communities thrive.



Great Lakes Community Action Partnership
127 S. Front St.
PO Box 590
Fremont, Ohio 43420
419-334-8911



This report is prepared to comply with the Head Start Reauthorization Act of 2007,
Administrative Requirements and Standards Sec. 644 [42 U.S.C 9839 (a)(2)]

Table of Contents

	Page
Introduction	3
A – Public and Private Funds Received.....	4
B – Budgetary Expenditures FY 2020	5
C – Services to Families	7
D - Medical and Dental Services	8
E – Family Engagement.....	8
F – Birth to Five Preparation For Kindergarten	9
G – CLASS (Classroom Assessment Scoring System)	11
H - Accountability-Quality Assurance and External Review	11



Introduction

GLCAP Early Childhood program has successfully provided comprehensive child development services for low-income children, ages birth through five, and their families since 1965. Services include education, nutrition, health, medical, dental, parent involvement and social services.

The purpose of the GLCAP Early Childhood program is to promote the school readiness of low-income children by enhancing their cognitive, social and emotional development in two ways:

1. The learning environment will support children’s growth in language, literacy, mathematics, science, social emotional development, creative arts, physical skills and approaches to learning.
2. Each family will be provided with health, educational, nutritional, social, and other services when necessary based on the family’s needs assessment.

The 2019-2020 program year was presented with COVID-19 challenges in March; however, staff adapted very rapidly and provided virtual learning services to children and their families including a summer learning program for children transitioning to kindergarten and children on an individualized education plan. Throughout the pandemic, staff maintained regular contact with families, assessed their needs and connected them with resources in their community.

GLCAP is funded to serve 573 Head Start children throughout the Northwest Ohio counties of Wood, Sandusky, Ottawa and Seneca. Program options available to these children include full-day, full-year, and full day, part-year all in direct operated and child care partnership center-based settings. GLCAP is funded to serve 63 Early Head Start children throughout the counties of Sandusky, Ottawa, Seneca and Wood through the home-based program.

GLCAP Head Start Contracted Sites
Angie’s Angels Educare Academy 3 (Rossford) Imaginative Beginnings Little Wonders Rainbow Acres (Oak Harbor)



A. Public and Private Funds Received

Head Start Preschool

FY 2019-2020 (August 1, 2019-July 31, 2020)	Budget	Revenue	Percent of Total
Category	Program**	Program	
Federal Revenue - HHS	6,684,671	6,679,132	68.8%
Federal Revenue - TANF	42,000	85,529	0.9%
USDA Revenue	347,707	229,699	2.4%
Private Contracts (ECE)	846,240	846,240	8.7%
Parent Fees and Co-Pays	6,300	4,822	0.0%
Head Start Start-Up	552,565	552,565	5.7%
Head Start CARES Funding **	558,922	289,102	3.0%
Head Start Program Improvement	-	-	0.0%
In Kind Revenue*	1,061,168	1,022,416	10.5%
Total Amount	10,099,573	9,709,505	

*Includes the combined amount for Head Start and Early Head Start, and Start-up.

Non-federal share waiver filed with OHS.

** Request submitted to carry over CARES Funding.

Early Head Start

FY 2019-2020 (August 1, 2019-July 31, 2020)	Budget	Revenue	Percent of Total
Category	Program	Program	
Federal Revenue - HHS*	590,536	585,928	100.0%
Federal Revenue - TANF	-	-	0.0%
Parent Fees and Co-Pays	-	-	0.0%
Program Improvement	-	-	0.0%
Total Amount	590,536	585,928	

*Request submitted to carry over EHS TTA funds.



B. Budgetary Expenditures FY 2019-2020

Head Start Preschool

FY 2019-2020 (August 1, 2019-July 31, 2020)	Budget		Expenditures		Percent of Total
Category	Basic + T&TA	Basic	T&TA**	Total	
Personnel	3,229,066	3,404,574	5,364	3,409,938	38.0%
Fringe Benefits	1,978,570	1,593,591	2,154	1,595,745	17.8%
Travel	84,795	38,752	7,397	46,149	0.5%
Equipment	-	-	-	-	0.0%
Supplies	451,426	626,012	119	626,131	7.0%
Contractual	356,400	345,014	-	345,014	3.8%
Facilities	622,640	684,423	28	684,451	7.6%
Other	1,483,768	1,435,045	53,976	1,489,021	16.6%
Direct Costs*	8,206,665	8,137,627	69,038	8,196,449	91.3%
Indirect Costs	781,421	781,421	-	781,421	8.7%
Total Amount	8,988,086	8,919,048	69,038	8,977,870	

*Includes the combined amount for Head Start and Early Head Start USDA and non-federal share expenses.

** Request submitted to carry over TTA funds.

Head Start Start-up

FY 2019-2020 (August 1, 2019-July 31, 2020)	Budget	Expenditures	Percent of Total
Category			
Personnel			0.0%
Fringe Benefits			0.0%
Travel			0.0%
Equipment	-		0.0%
Supplies	492,285	502,310	90.9%
Contractual	-		0.0%
Facilities			0.0%
Other			0.0%
Direct Costs	492,285	502,310	90.9%
Indirect Costs	60,280	50,255	9.1%
Total Amount	552,565	552,565	



Head Start CARES Funding

FY 2019-2020 (May 1, 2020-July 31, 2020)	Budget	Expenditures	Percent of Total
Category			
Personnel	48,283	43,815	15.2%
Fringe Benefits	18,276	18,274	6.3%
Travel	1,002	36	0.0%
Equipment			0.0%
Supplies	401,760	182,774	63.2%
Contractual			0.0%
Facilities	35,900	14,781	5.1%
Other	4,500	3,140	1.1%
Direct Costs*	509,721	262,820	90.9%
Indirect Costs	49,201	26,282	9.1%
Total Amount	558,922	289,102	

*Request submitted to carry over CARES funding.

Early Head Start

FY 2019-2020 (August 1, 2020-July 31, 2020)	Budget	Expenditures			Percent of Total
Category	Basic + T&TA	Basic	T&TA*	Total	Total
Personnel	275,695	275,611	-	275,611	47.0%
Fringe Benefits	147,576	140,750	-	140,750	24.0%
Travel	19,561	10,891	2,721	13,612	2.3%
Equipment	-	-	-	-	0.0%
Supplies	9,462	12,141	10	12,151	2.1%
Contractual	-	-	-	-	0.0%
Facilities	46,940	56,449	-	56,449	9.6%
Other	37,618	27,980	5,712	33,692	5.8%
Direct Costs	536,852	523,822	8,443	532,265	90.8%
Indirect Costs	53,684	53,663		53,663	9.2%
Total Amount	590,536	577,485	8,443	585,928	

*Request submitted to carry over EHS TTA funds.



C. Services to Families

In school year 2019/2020, GLCAP Early Childhood program provided services to 750 children and 683 families. The average monthly enrollment was 573 for Head Start and 63 for Early Head Start. The program maintained 100% enrollment (as a percentage of funded enrollment) throughout the year. Most of the children served were income eligible (including children below 100% of poverty line, on public assistance, foster children, and homeless), while others qualified as over-income.

Total Number of Families Served

Program	Served in 2019-2020
Head Start	613
Early Head Start	70
Total	683

Percentage of Eligible Children Served

Program	Applications Received	Eligible Children Served	Percentage
Head Start	696	671	96.4%
Early Head Start	81	79	97.5%
Total	777	750	96.5%

Total Number of Children Served

Program	Funded Enrollment	Served in 2019-2020
Head Start	573	671
Early Head Start	63	79
Total	636	750

Average Monthly Enrollment

Program	Funded Enrollment	Average Enrollment
Head Start	573	100%
Early Head Start	63	100%
Total	636	100%



D. Medical and Dental Services

Good Health and Nutrition are essential for learning. GLCAP Early Childhood program ensures that all children enrolled have timely physical and dental exams and basic health screenings, including hearing, vision, and nutrition, and follow-up referrals to medical and outside providers.

	Head Start	Early Head Start	Percentage of Enrolled Head Start Children	Percentage of Enrolled Early Head Start Children
Completed Dental Exams	561	N/A	83.6%	N/A
Completed Health Exams & Screenings	648	78	96.5%	98.7%

E. Family Engagement

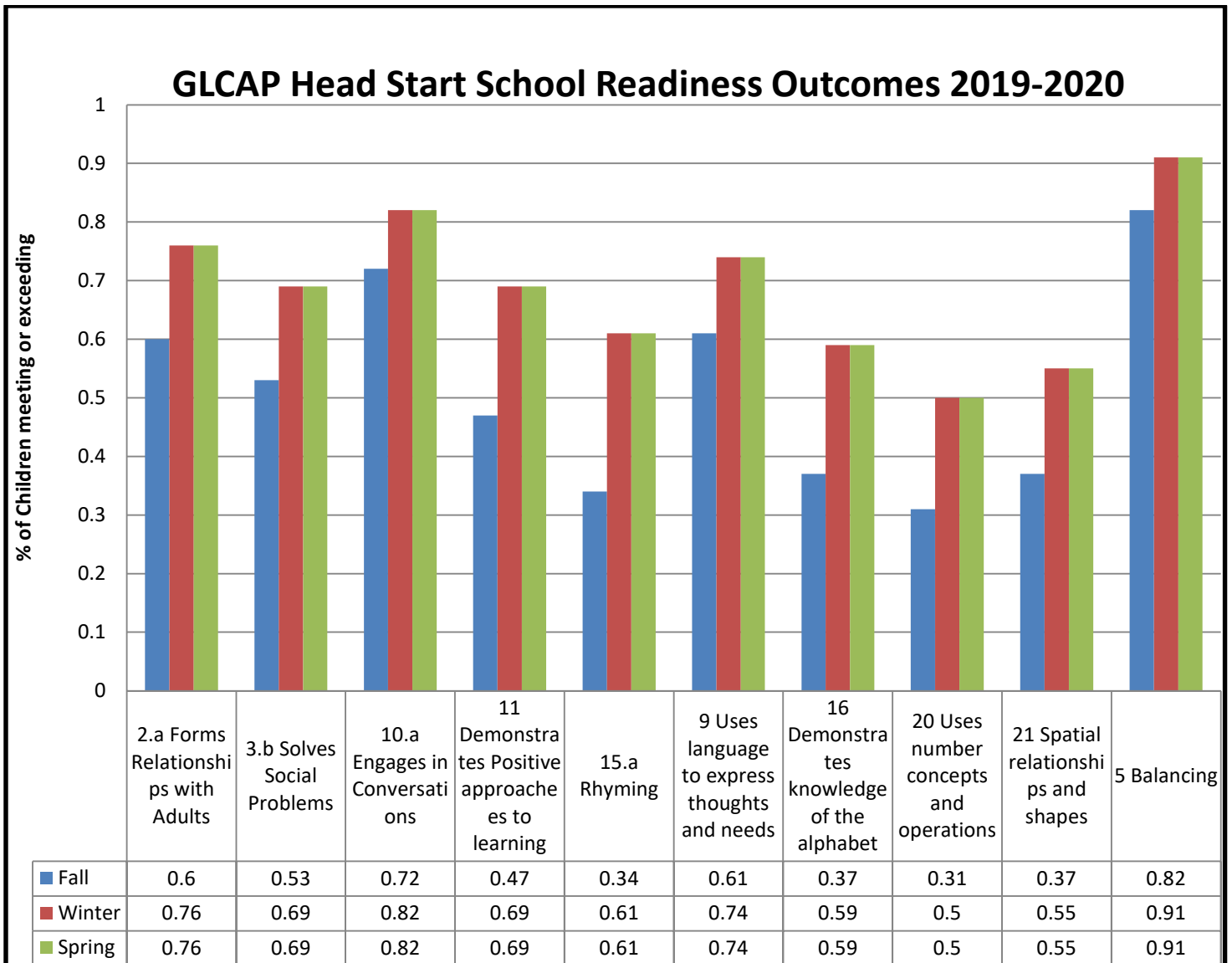
From the first meeting with the family, parents are offered the opportunity to be involved with the program. Parents can attend a Parent Café at the center, serve on Policy Council, and the Health Advisory Committee. Parents are always welcome to participate in the classroom by helping with or leading activities or projects, planning classroom activities with the teaching staff, and introducing or sharing their culture with the class. There are several ways parents can help the teaching staff: by sharing opinions, ideas and thoughts, working on projects at home, communicating with the staff, helping other parents feel welcome and reinforcing learning at home. The COVID-19 challenges required staff to create new ways and opportunities for parents to be engaged remotely.

As the child's first and most important teacher, parents have an important role in the program. We reach out to parents for whom English is a second language to help them feel included in activities and meetings by providing interpreters and culturally sensitive activities. Parent Café events include families from all options and allow family members to feel a part of the center as we as learn valuable parenting tools and leadership skills. Through Teaching Strategies Gold Parent Central online assessment tool, parents can view their child's progress and share ideas with their child's teacher.

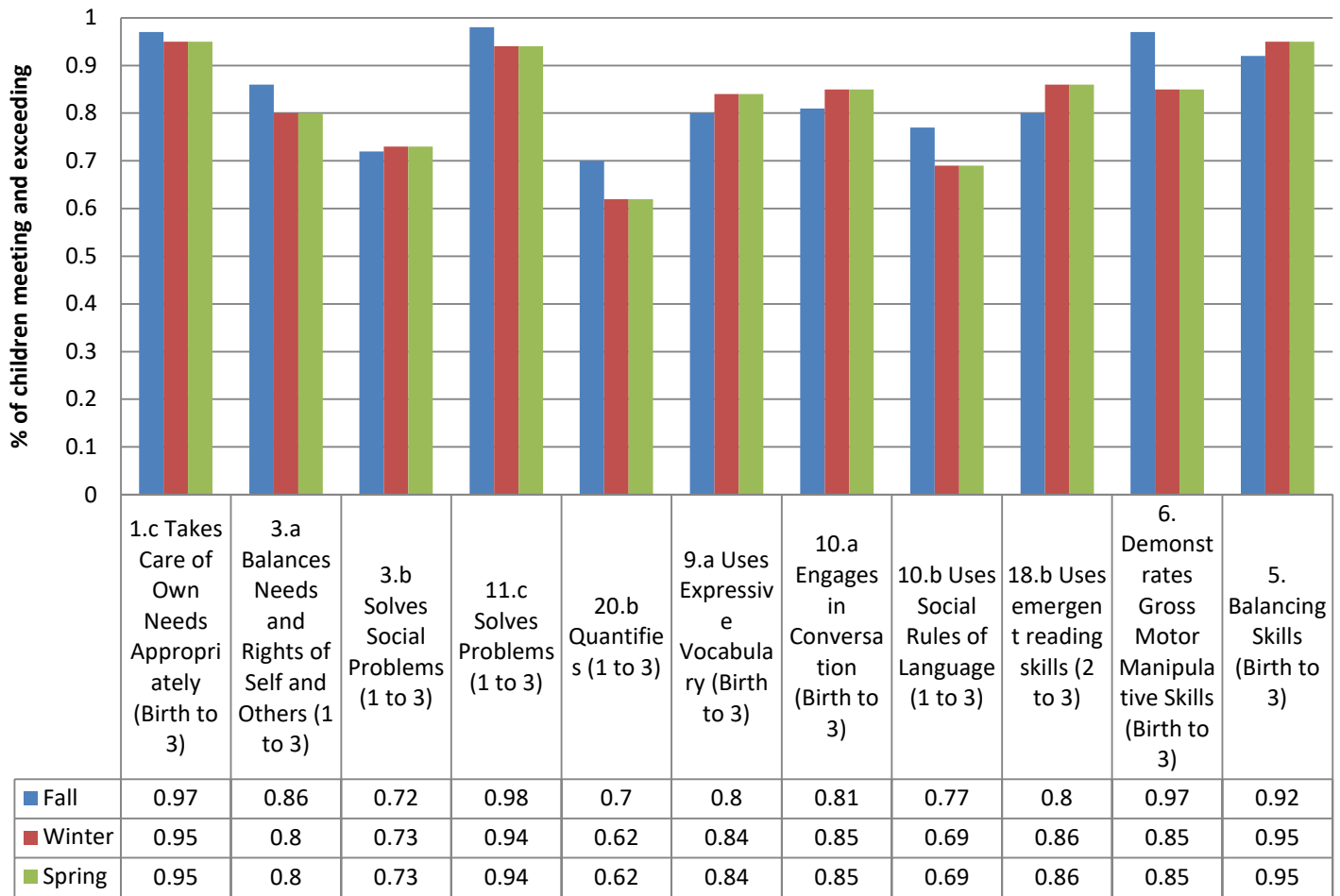


F. Birth to Five Preparations for Kindergarten

Children were assessed using the ongoing assessment tool *Teaching Strategies GOLD*. Teachers observe children frequently throughout the year as they participate in everyday experiences. A minimum of three times a year, teachers evaluate each child’s individualized developmental progress through their documentation including but not limited to; observation notes, work samples, pictures, videos and checklist. The following chart demonstrates the percentage of children served at GLCAP during the 2019-2020 program year that were meeting or exceeding widely held developmental expectations for each school readiness goal at the three checkpoints. As a result of COVID-19 challenges, data was not available to update progress for the Spring 2020 checkpoint.



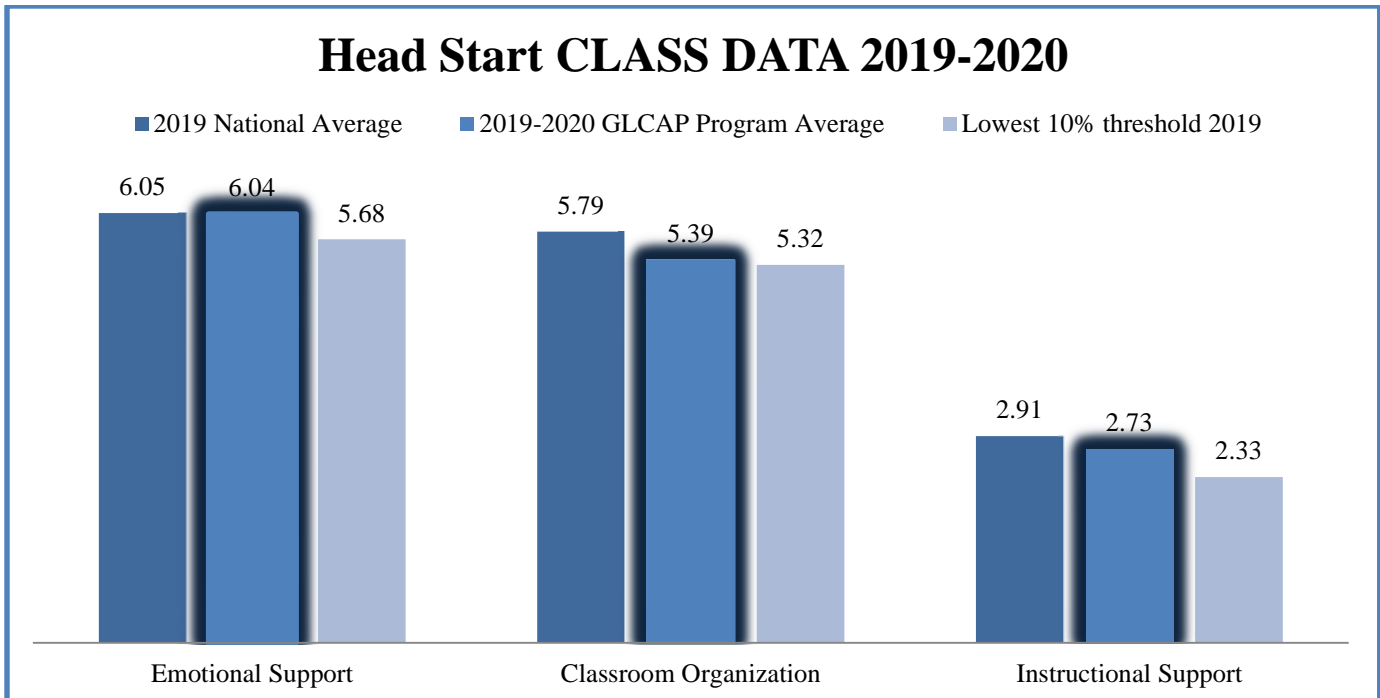
GLCAP Early Head Start School Readiness Outcomes 2019-2020



G. CLASS (Classroom Assessment Scoring System)

The Improving Head Start for School Readiness Act of 2007 requires that the Office of Head Start include in the monitoring reviews of Head Start agencies a valid and reliable research-based observational instrument that assesses classroom quality, including the assessment of multiple dimensions of teacher-child interactions that are linked to positive child outcomes and later achievements.

CLASS assesses interactions between children and teachers in three broad domains of classroom quality; Emotional Support, Classroom Organization, and Instructional Support. For each preschool class, trained and certified CLASS reviewers conduct two 20 minute observations and score at the dimension level using a 7-point scale at the end of each observational cycle.



H. Accountability-Quality Assurance and External Review

Monitoring the goals and activities of the Early Childhood Program is an ongoing process. Through the use of regular self-assessments, the Office of Head Start Monitoring system, annual fiscal audit, United States Department of Agriculture Child and Adult Care Food Program monitoring visits, and participation in Ohio's Step up to Quality program, and National Accreditation for Education of Young Children. GLCAP Early Childhood program is able to maintain a high quality program and participate in continuous improvement and National Accreditation for Education of Young Children.

Office of Head Start Review

The Office of Head Start Focus Area II review was scheduled for Spring 2020; however, postponed to 2021 due to COVID-19.

Independent Audit

An annual independent audit is conducted in compliance with the requirements described in the US Office of Management and Budget Circular A-133. The most recent audit found that GLCAP complied in all material respects with the requirements applicable to each of its major federal programs for the fiscal year ending September 30, 2019. A copy of the Independent Audit is available upon request.

Step Up To Quality

Step Up To Quality is a voluntary, quality rating system for early care and education programs. Programs can earn a 1-, 2-, 3-, 4- or 5-Star Rating by meeting the quality benchmarks for the State of Ohio.

Step Up To Quality means:

- Fewer children per classroom
- Quality Teacher Training and Preparation
- A more comprehensive early education experience for your child
- A focus on continuous improvement

GLCAP is committed to ensuring our young children and families have access to quality care and education. All GLCAP sites are rated a 5 star, the highest star through Ohio's Step up to Quality rating system. One out of five contracted sites are currently 5 Star rated; 2 have a 4 Star rating; 1 has a 3 Star rating; and 1 has a 2 Star rating. All GLCAP sites received National Accreditation through the National Association for the Education of Young Children (NAEYC).

NAEYC Accreditation of programs for young children represents the mark of quality in early childhood education. NAEYC accredited programs invest in early childhood education because they believe in the benefits to children and families. Early childhood experiences from birth to age 8 have an enormous impact on children's lifelong learning and positively contribute to their health and development. Early childhood education programs with the mark of quality benefit children with greater readiness for and success in school.

